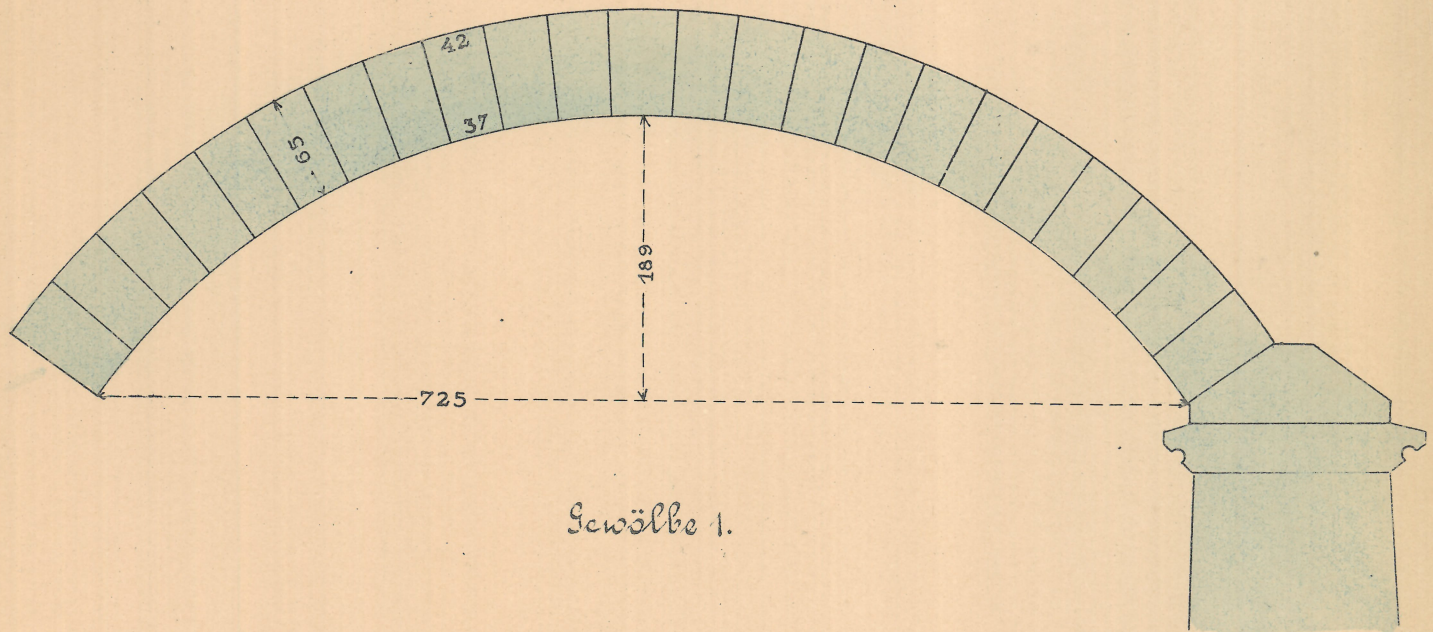
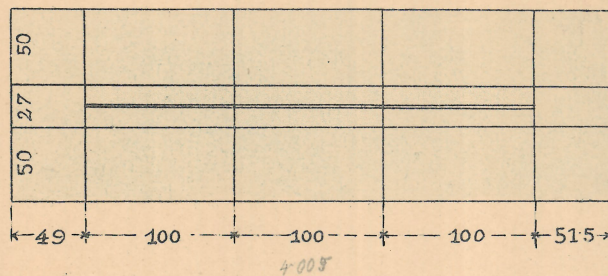
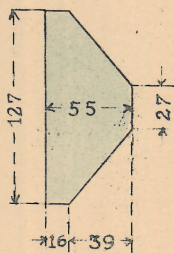


# Ausführungs-Plan des Pfeilers 1.

Gewölbsfussquaderschichte.



Gewölbe 1.

Ansicht von oben.

|      |       |      |      |       |      |
|------|-------|------|------|-------|------|
| 47   | 78    | 50   | 96   | 50    | 80.5 |
| 88.5 | 58    | 60   | 89   | 60    | 46   |
| 51   | 67    | 65   | 71   | 66    | 81   |
| 91   | 57.5  | 74   | 63   | 59.5  | 57.5 |
| 52.5 | 71    | 61.5 | 64   | 62.5  | 80   |
| 100  | 50    | 70   | 60   | 71.5  | 50   |
| 50   | 75    | 60   | 60   | 86.5  | 70   |
| 100  | 100   | 100  | 71.5 | 80    | 50   |
| 50   | 100   | 100  | 400  | 71.5  | 80   |
| 100  | 100   | 100  | 70   | 65    | 66.5 |
| 50   | 100   | 100  | 100  | 60    | 91.5 |
| 101  | 85    | 83   | 62.5 | 70    |      |
| 76   | 85    | 51   | 81   | 62    | 46   |
| 48   | 87.5  | 49   | 72   | 64.5  | 80.5 |
| 100  | 125   | 58   | 71   | 47    |      |
| 48   | 90    | 62   | 60   | 60    | 81   |
| 100  | 125.5 | 63   | 72   | 41    |      |
| 75   | 76    | 103  | 81   | 67.5  |      |
| 100  | 73    | 49   | 87   | 92.5  |      |
| 51   | 100   | 100  | 100  | 100   | 50.5 |
| 100  | 101   | 100  | 100  | 100.5 |      |
| 47   | 100   | 100  | 100  | 100   | 55   |
| 101  | 100   | 100  | 100  | 100   | 100  |

Prag, im November 1907.

FRANZ KUNETA.

Architekt & Baumeister

Prag-II.,

312.

Maßstab 1:50.

*Franz Kuneta*