

REVIZE: OBSAH:		DATUM:
0	DPS K PŘIPOMÍNKÁM	02 / 2023
1	DPS ČISTOPIS	04 / 2023

±0,000 = 193,45 m n.m. Bpv



REVITALIZACE NÁDRAŽÍ BUBNY NA PAMÁTNÍK TICHÁ

Bubenská 177/8b, 170 00, Praha 7 - Holešovice

investor:

Památník ticha, s.p.o., IČO 10892303

Maltézské náměstí 471/1, 118 00 Praha 1 - Malá Strana

Pavel Štingl, ředitel

architekt:

ARN Studio spol. s.r.o.

Československé armády 219/24, 500 03 Hradec Králové

Ing.arch. Jiří Krejčík, Ing.arch. Michal Krejčík

info@arn-studio.cz

generální projektant:

DELTAPLAN spol. s r.o.

Jankovcova 938/18a, 170 00 Praha 7 - Holešovice

Ing. Petr Kniha

deltaplan@deltaplan.cz, www.deltaplan.cz

projektant části:

SIEMENS s. r.o.

Siemensova 1, 155 00 Praha 13

Ing. Martin Krois

martin.krois@siemens.com, www.siemens.cz

zodpovědný projektant části:

Ing. Martin Krois

vypracoval:

Ing. Martin Krois

stupeň :

DPS - dokumentace pro provádění stavby

stavební objekt:

SO 101 - Budova Památníku

profese:

MĚŘENÍ A REGULACE

datum:

revize:

04 / 2023

1

název přílohy:

REGULAČNÍ SCHÉMATA

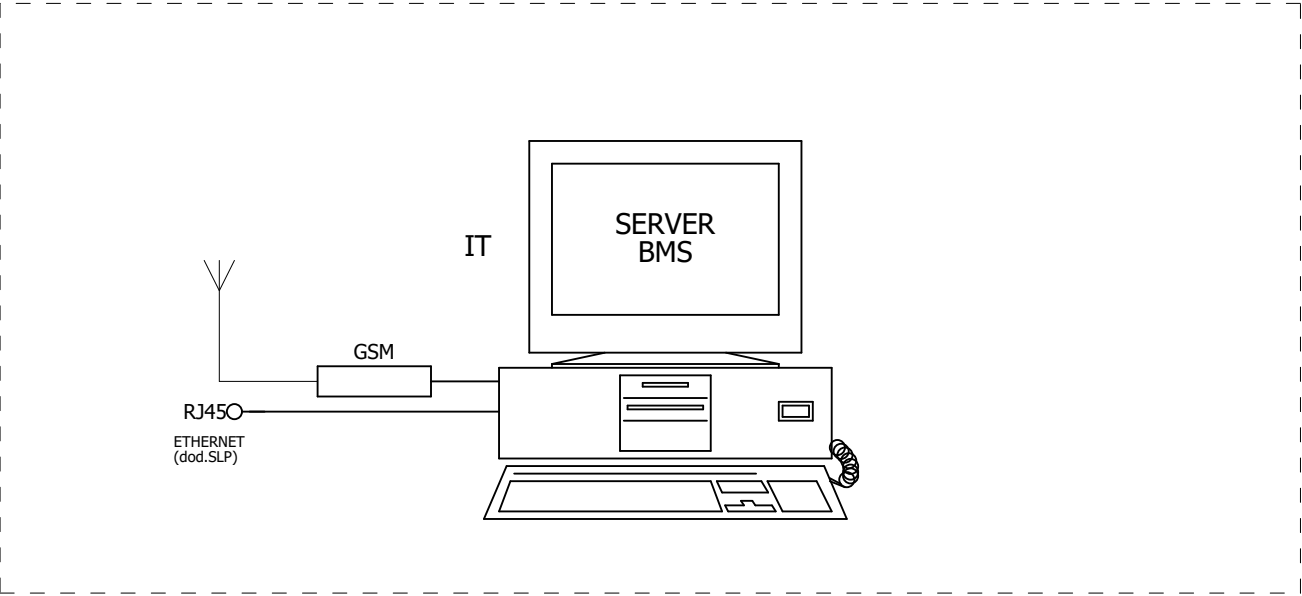
měřítko:

číslo výkresu:

číslo paré:

-

MAR 305

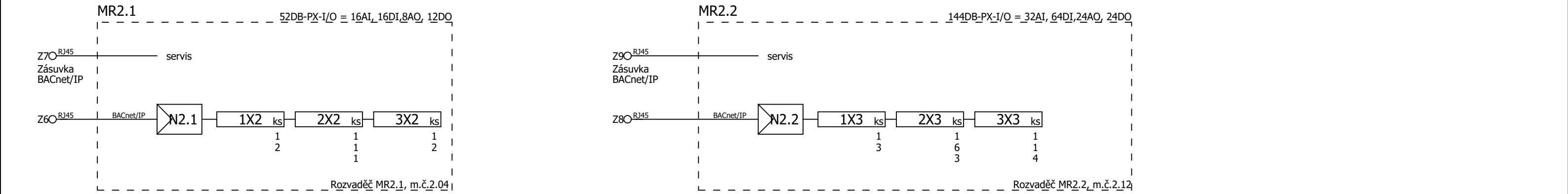


Licence BMS - 742 DB:

rozvaděč MR01.1:
236DB-I/O
260DB-KNX
40DB-Bus
160DB-Modbus
30DB-BACnet/IRC

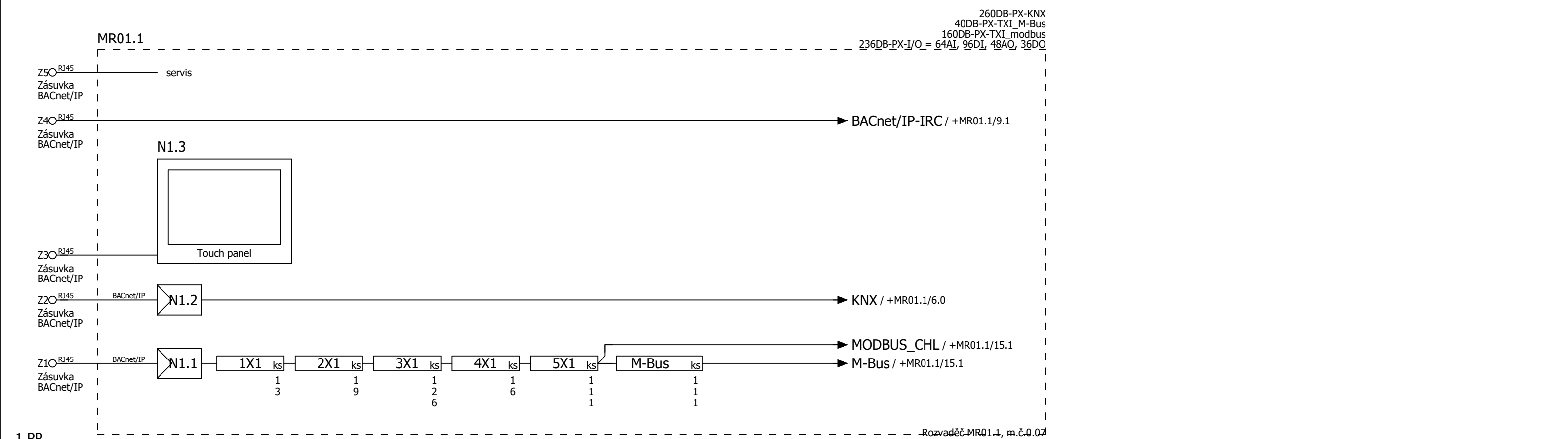
rozvaděč MR2.1:
52DB-I/O

rozvaděč MR2.2:
144DB-I/O

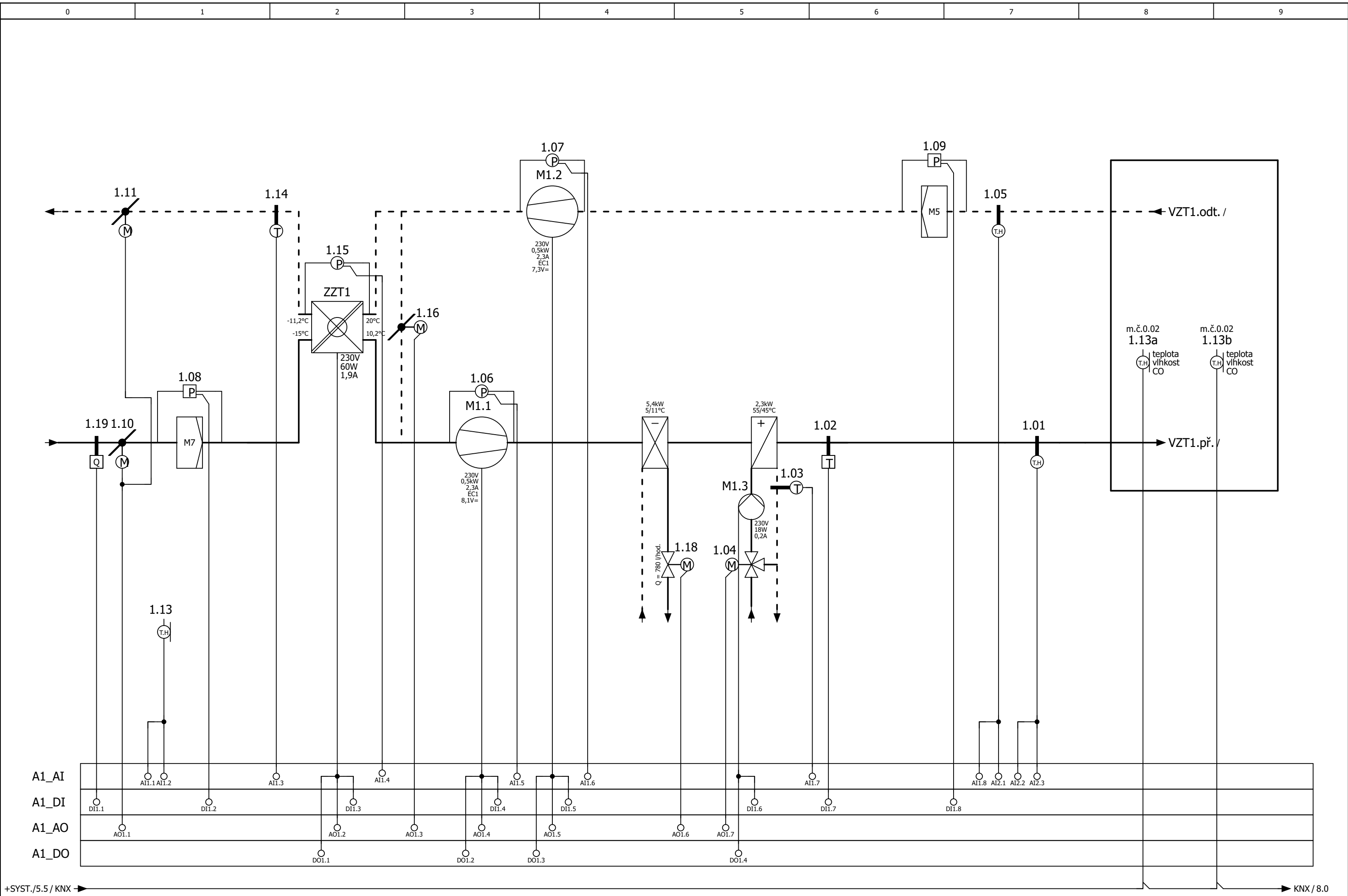


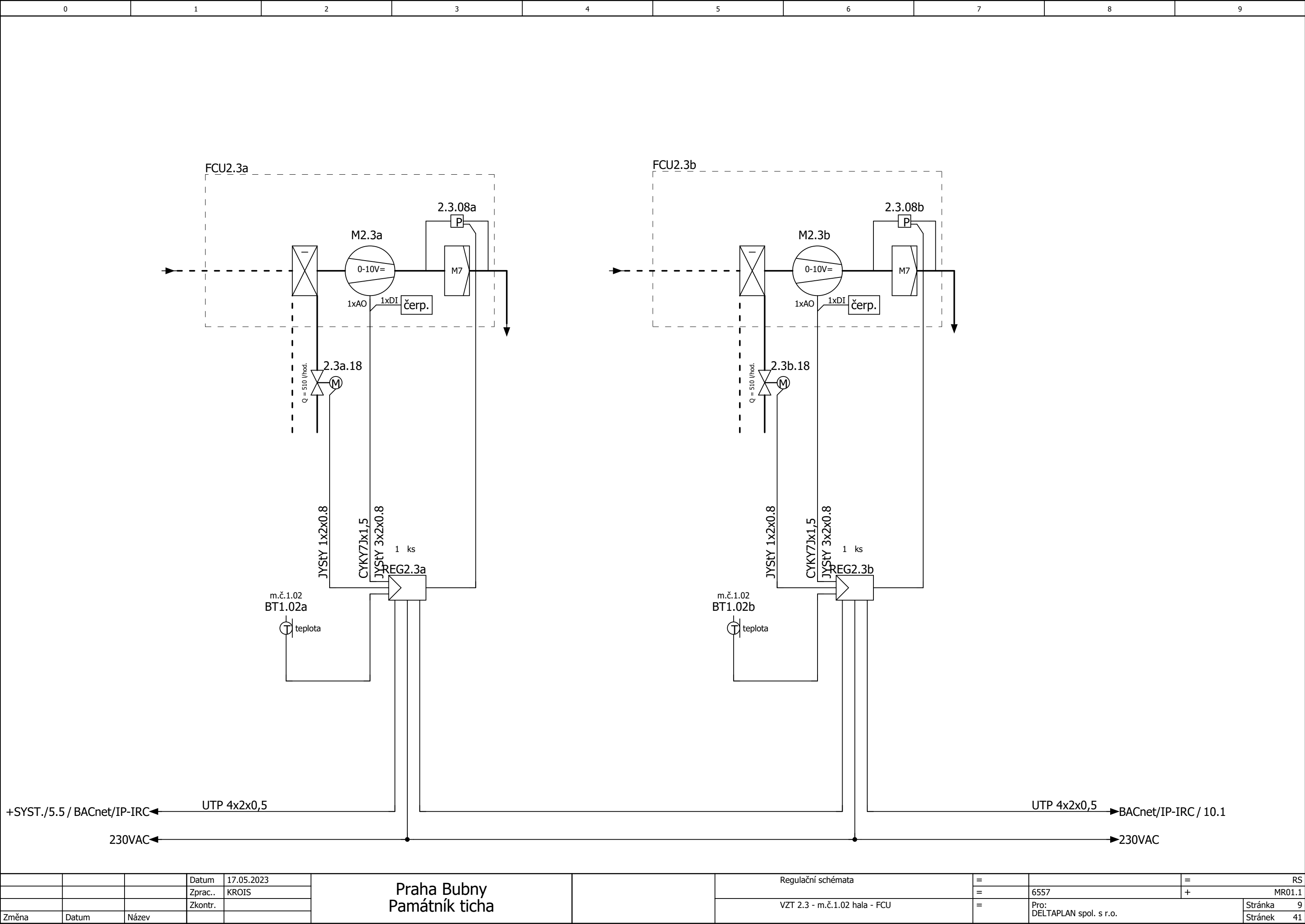
2.NP

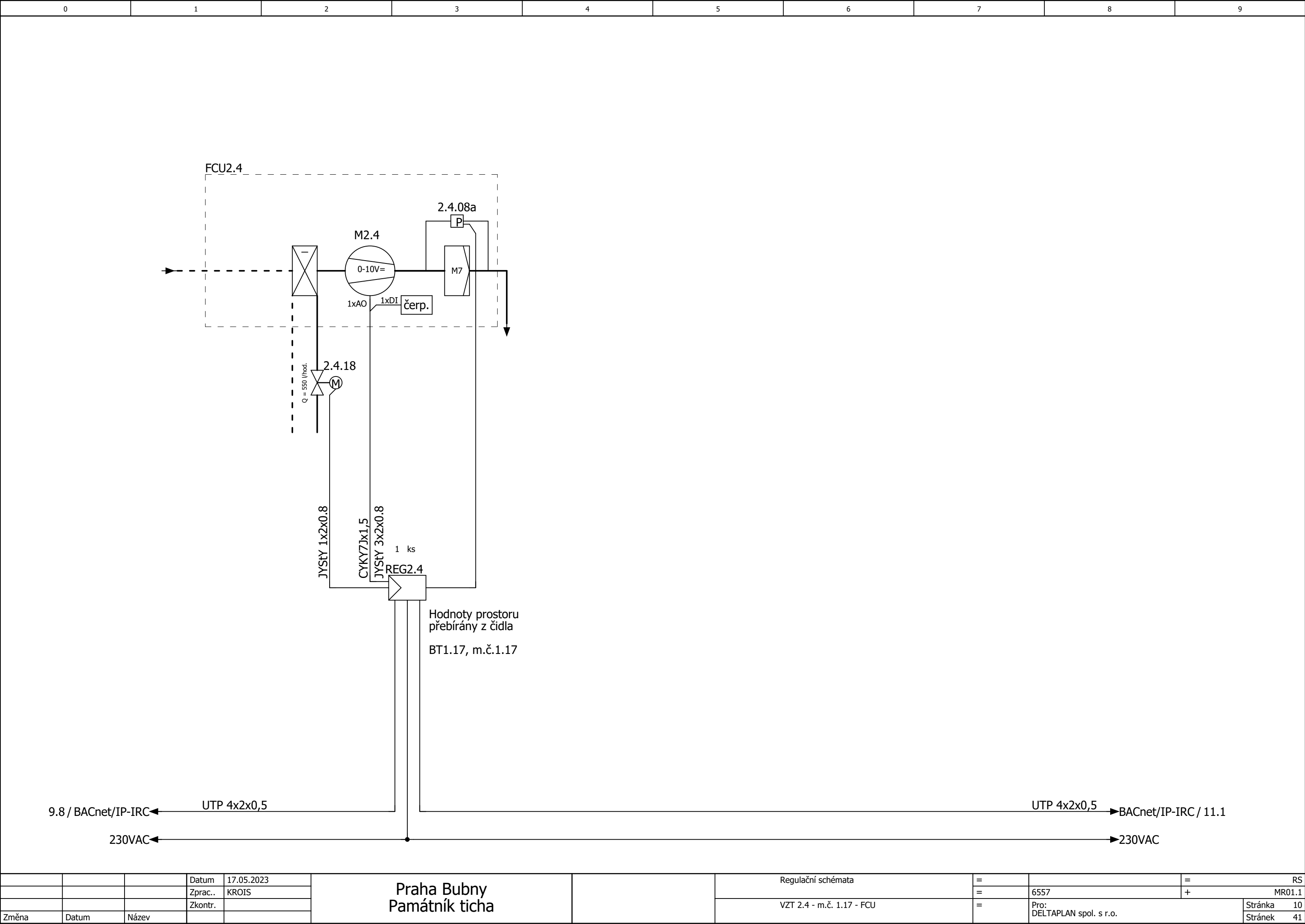
1.NP



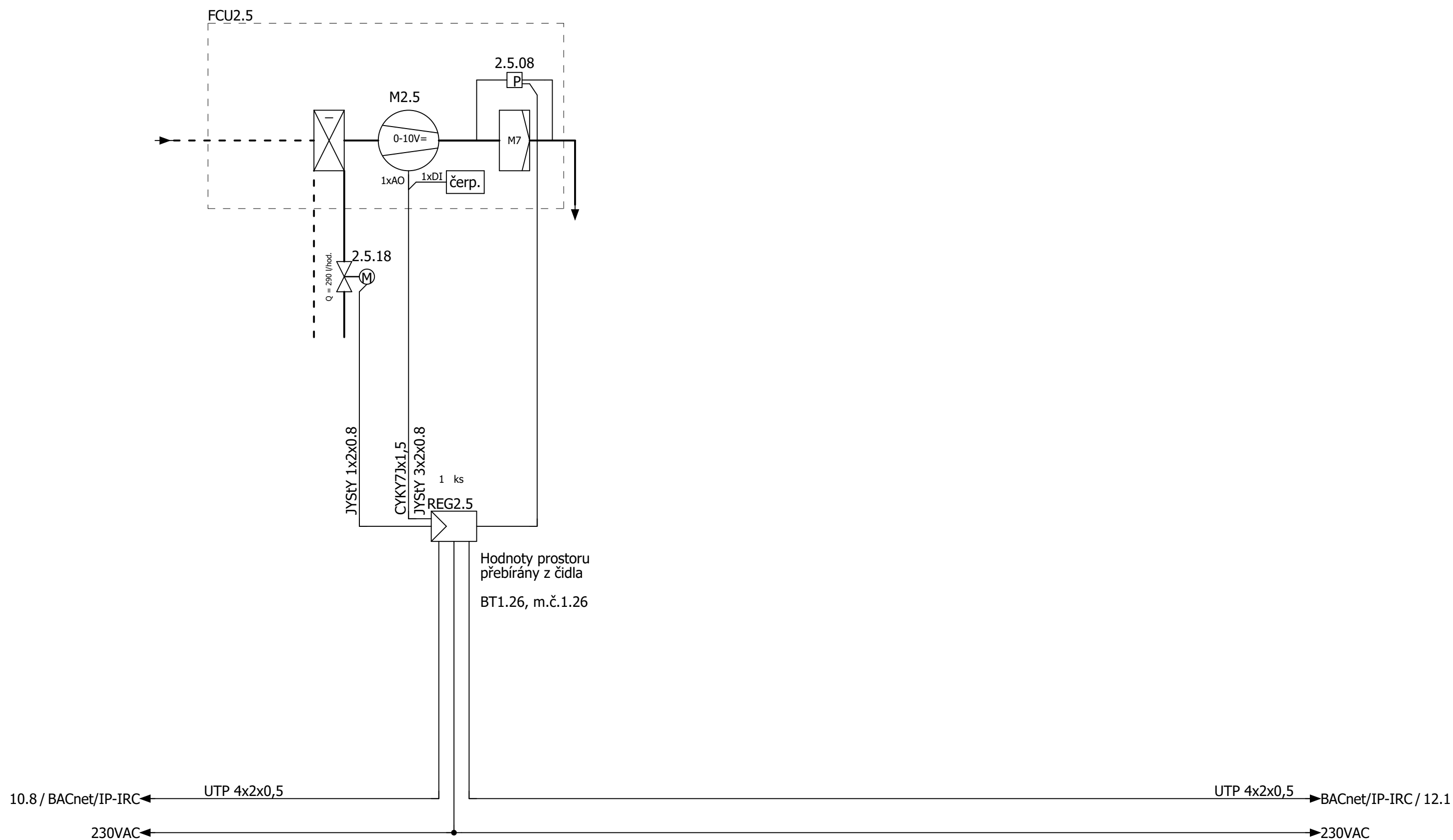
1.PP



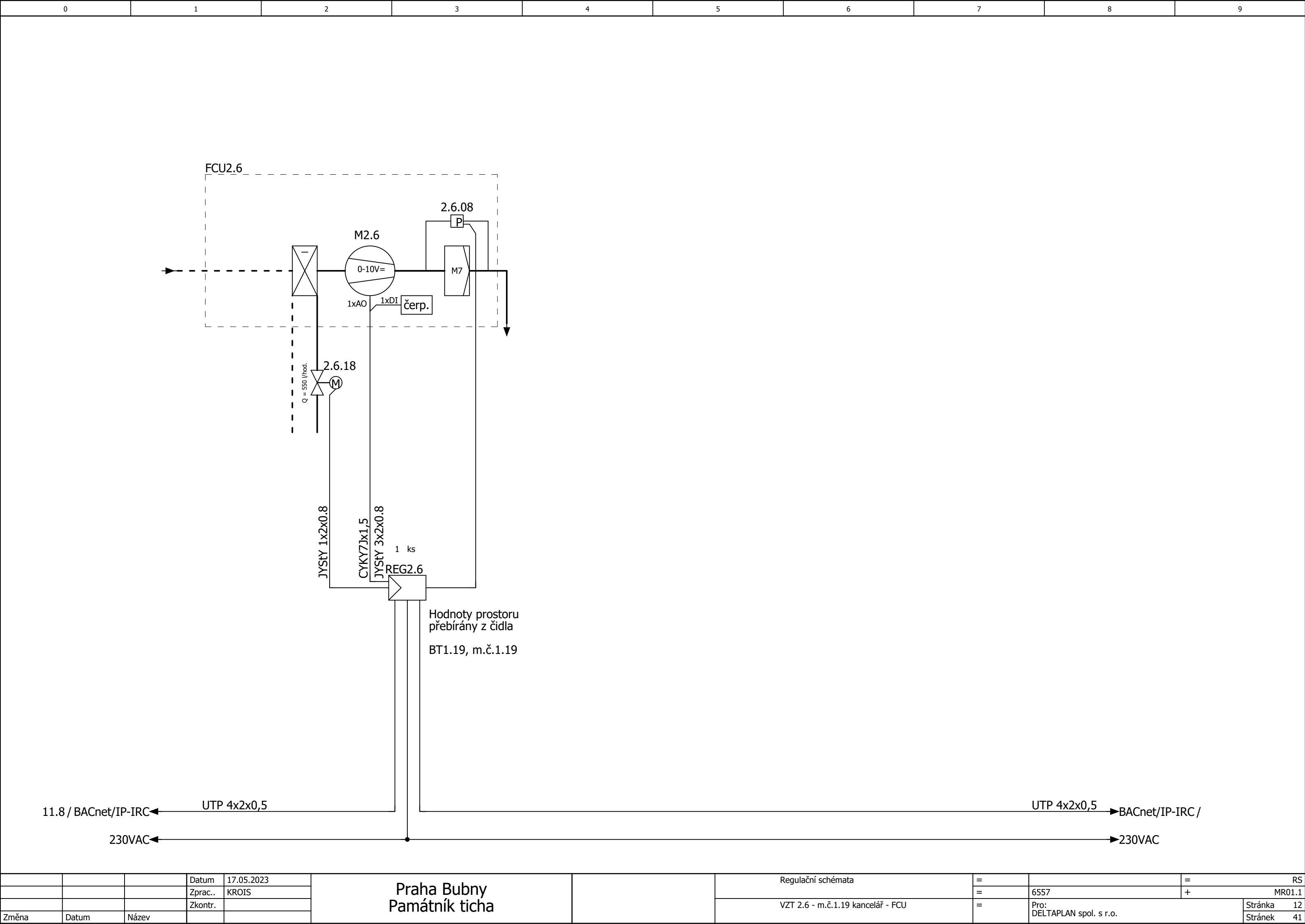


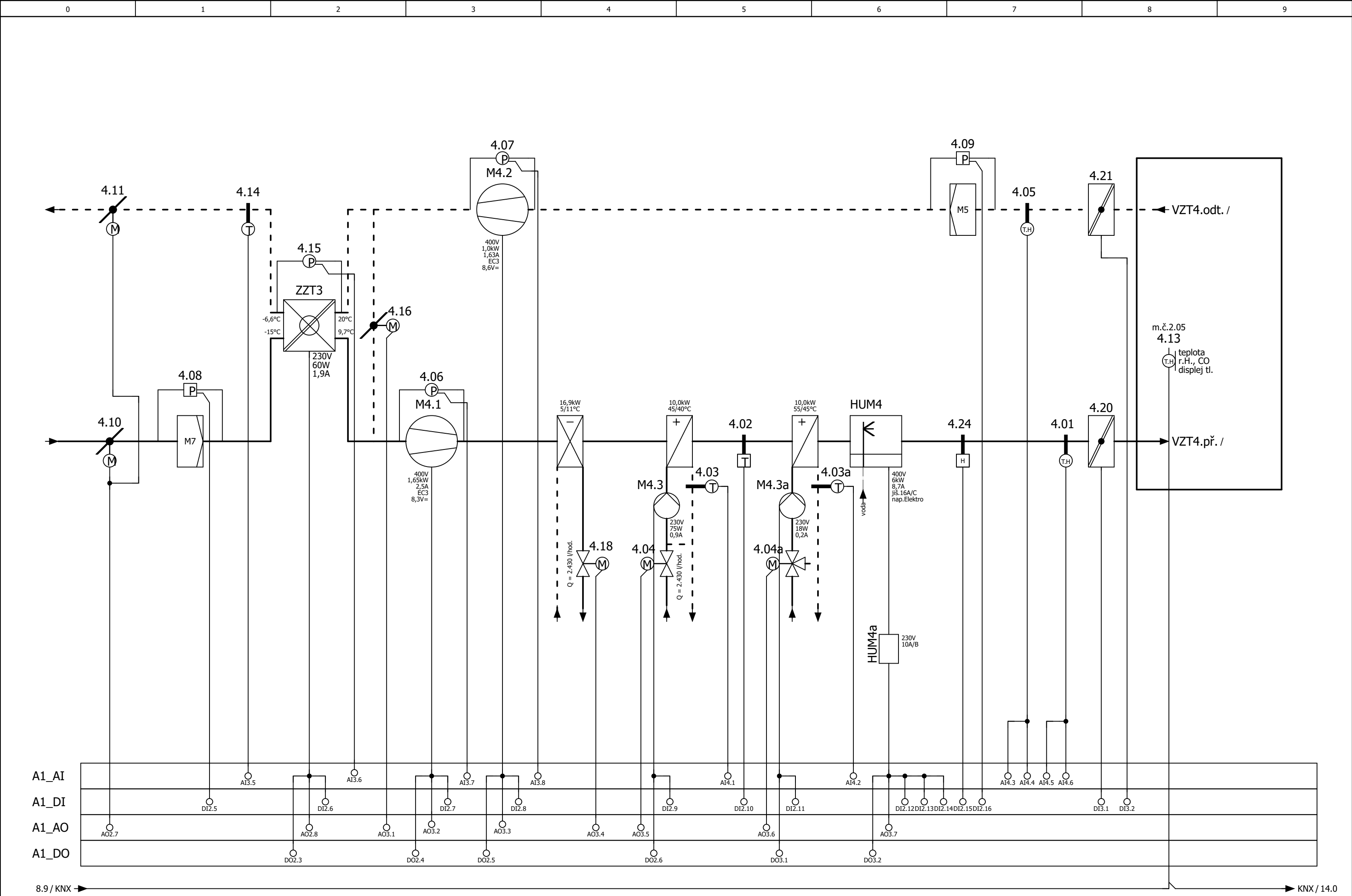


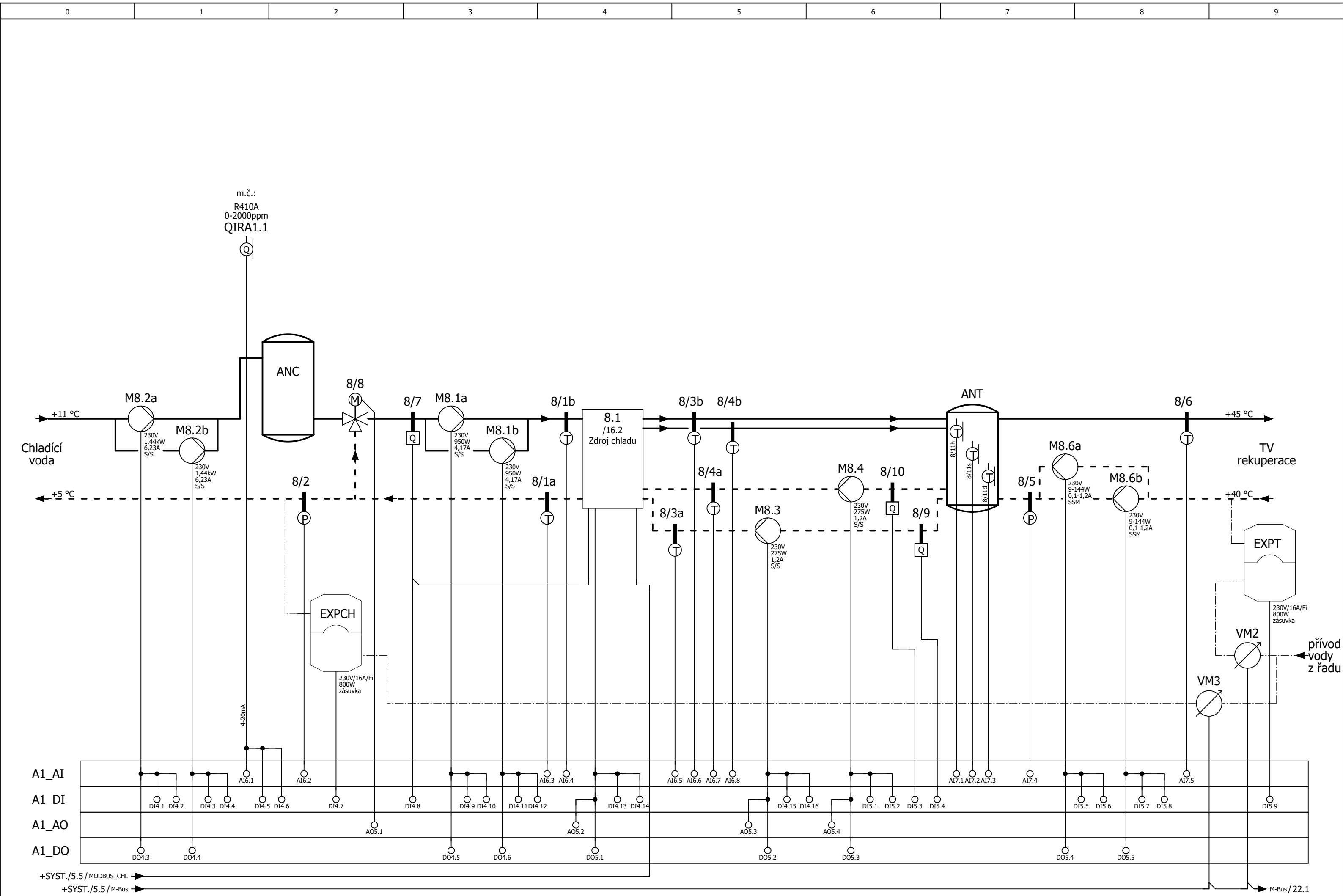
0	1	2	3	4	5	6	7	8	9
---	---	---	---	---	---	---	---	---	---

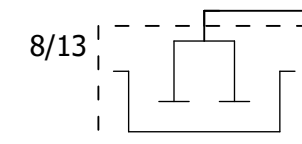


			Datum	17.05.2023	Praha Bubny Památník ticha		Regulační schémata	=		=	RS	
			Zprac..	KROIS					=	6557	+	MR01.1
			Zkontr.						=	Pro: DELTAPLAN spol. s r.o.		
Změna	Datum	Název						VZT 2.5 - m.č. 1.26 - FCU	=	Stránka 11 Stránek 41		



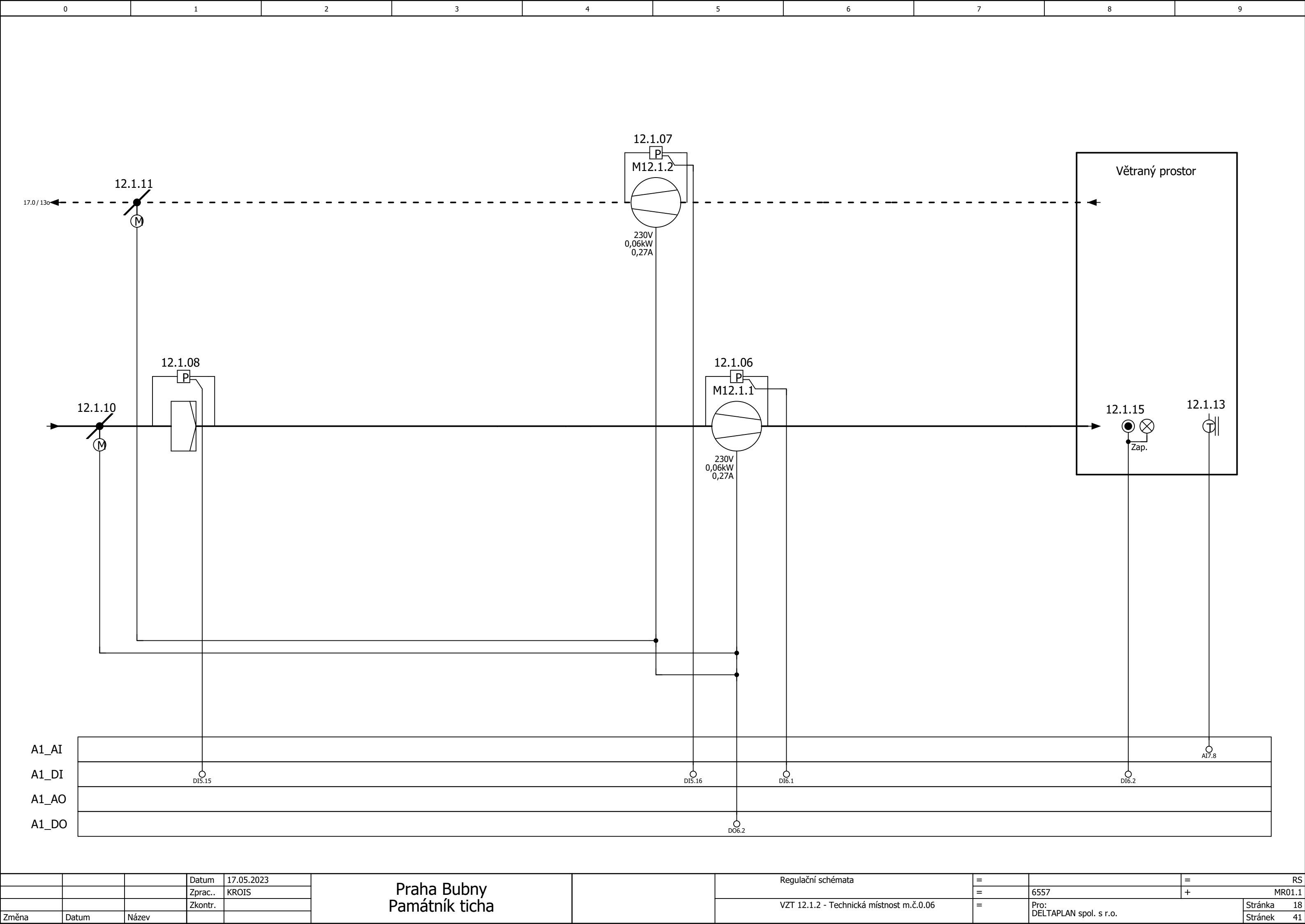


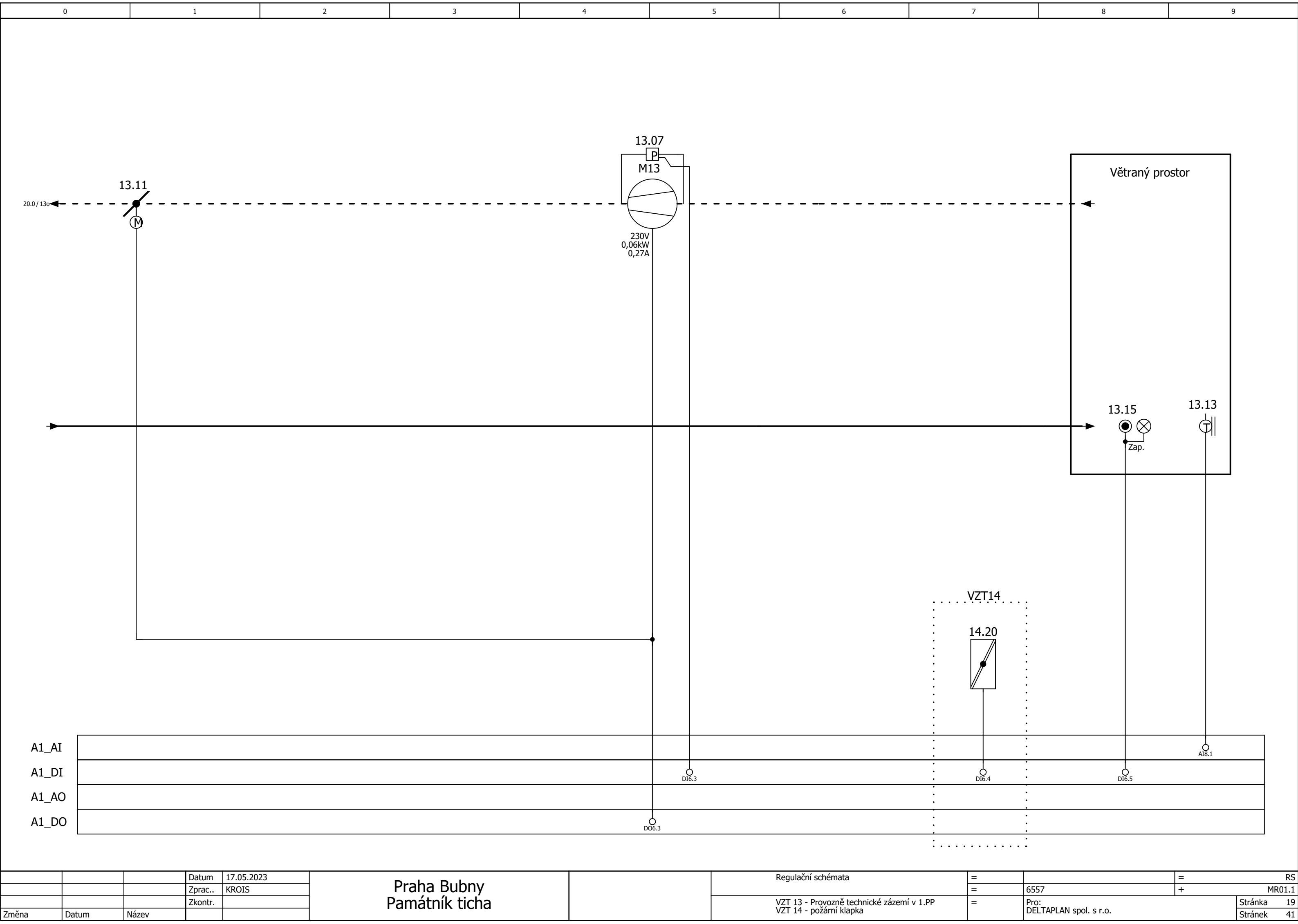


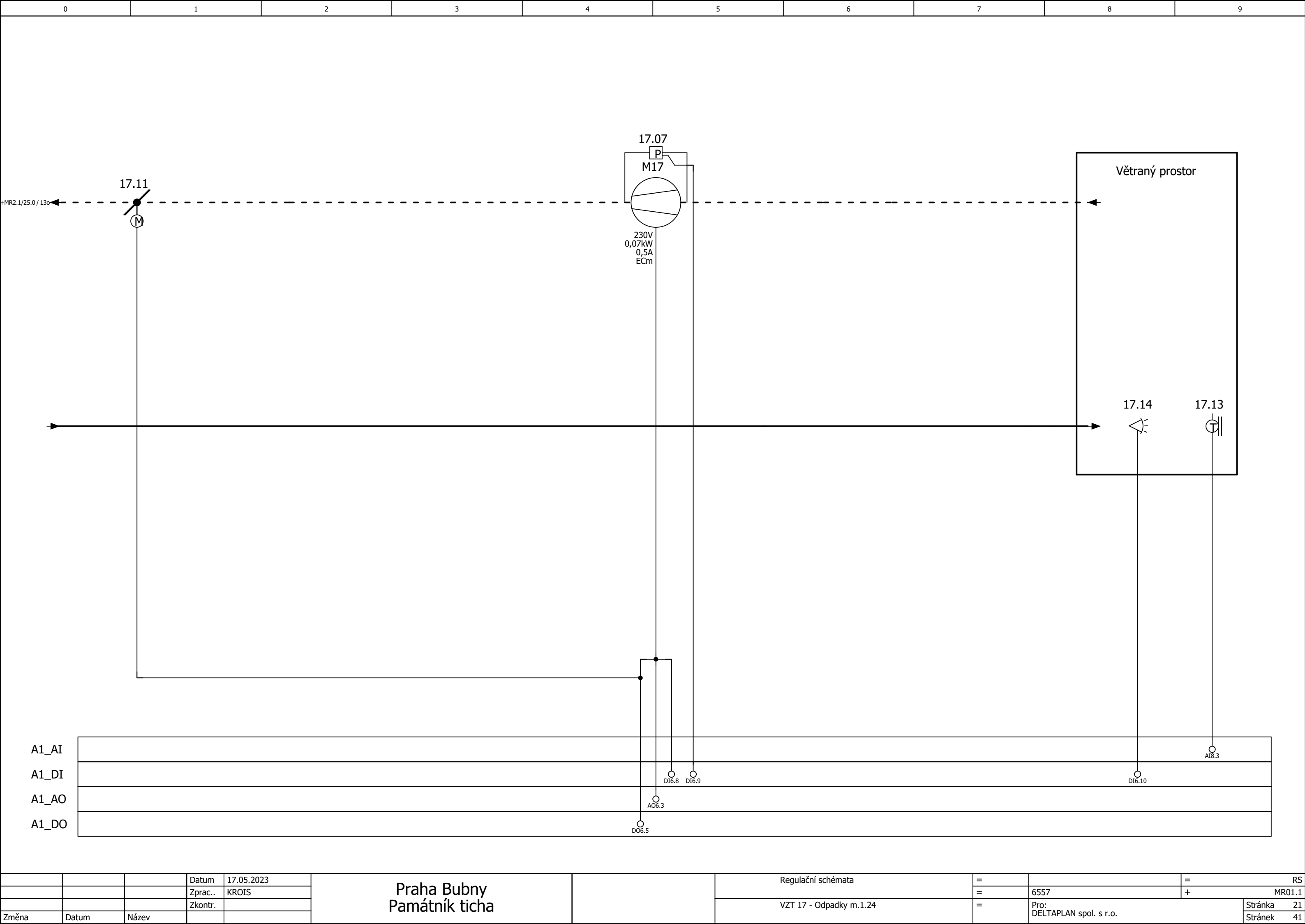


The diagram shows four digital signals over time:

- A1_AI**: Active-low signal. It starts high, then transitions to low at time point AI7.6.
- A1_DI**: Active-low signal. It starts high and transitions to low at time point DI5.10.
- A1_AO**: Active-low signal. It starts high and transitions to low at time point AO5.5. It remains low until time point AO6.2, where it transitions back to high.
- A1_DO**: Active-low signal. It remains high throughout the entire duration shown.







0

1

2

3

4

5

6

7

8

9

spotřeba
studená voda
WC kavárna
m.č.0.10

VM4

spotřeba
studená voda
gastro
m.č.1.10

VM5

spotřeba
studená voda
zaměstnanci
m.č.1.27

VM6

Elektroměr
rozvaděč
kavárna
m.č.

EM1
T1

3f.

A1_AI

A1_DI

A1_AO

A1_DO

15.9 / M-Bus

M-Bus / +MR2.1/26.1

			Datum	17.05.2023	Praha Bubny Památník ticha		Regulační schémata	=		=	RS
			Zprac..	KROIS				=		+	MR01.1
			Zkontr.								
Změna	Datum	Název									

0

1

2

3

4

5

6

7

8

9

Osazení analogových vstupů

A1_AI

AI1.1

○—/6.1

-1.13

Venkovní relativní vlhkost

AI1.2

○—/6.1

-1.13

Venkovní tepota

AI1.3

○—/6.2

-1.15

Rekuperátor dp

AI1.4

○—/6.2

-1.14

Teplota za rekuperátorem

AI1.5

○—/6.3

-1.06

dp ventilátor přívod

AI1.6

○—/6.4

-1.07

dp ventilátor přívod

AI1.7

○—/6.6

-1.03

TV vratná

AI1.8

○—/6.7

-1.05

Rel.vlhkost odtah

AI2.1

○—/6.7

-1.01

Rel.vlhkost přívod

AI2.2

○—/6.7

-1.05

Teplota odtah

AI2.3

○—/6.7

-1.01

Teplota přívod

AI2.4

○—/7.3

-2.1.07

dp ventilátor přívod

AI2.5

○—/7.3

-2.1.14

Teplota za rekuperátorem

AI2.6

○—/7.4

-2.1.06

dp ventilátor přívod

AI2.7

○—/7.5

-2.1.03

TV vratná

AI2.8

○—/7.7

-2.1.05

Teplota odtah

AI3.1

○—/7.7

-2.1.01

Teplota přívod

AI3.2

○—/8.4

-2.2.06

dp ventilátor přívod

AI3.3

○—/8.7

-2.2.05

Teplota odtah

AI3.4

○—/8.7

-2.2.01

Teplota přívod

AI3.5

○—/13.1

-4.14

Teplota za rekuperátorem

AI3.6

○—/13.2

-4.15

Rekuperátor dp

AI3.7

○—/13.3

-4.06

dp ventilátor přívod

AI3.8

○—/13.3

-4.07

dp ventilátor přívod

AI4.1

○—/13.5

-4.03

TV vratná

AI4.2

○—/13.6

-4.03a

TV vratná

AI4.3

○—/13.7

-4.01

Rel.vlhkost přívod

AI4.4

○—/13.7

-4.05

Teplota odtah

AI4.5

○—/13.7

-4.01

Teplota přívod

AI4.6

○—/13.7

-4.05

Rel.vlhkost odtah

AI4.7

○—/14.1

-6.14

Teplota za rekuperátorem

AI4.8

○—/14.2

-6.15

Rekuperátor dp

AI5.1

○—/14.3

-6.07

dp ventilátor přívod

AI5.2

○—/14.3

-6.06

dp ventilátor přívod

AI5.3

○—/14.5

-6.03

TV vratná

AI5.4

○—/14.6

-6.03a

TV vratná

AI5.5

○—/14.7

-6.05

Teplota odtah

AI5.6

○—/14.7

-6.01

Teplota přívod

AI5.7

○—/14.7

-6.01

Rel.vlhkost přívod

AI5.8

○—/14.7

-6.05

Rel.vlhkost odtah

AI6.1

○—/15.1

-QIRA1.1

Koncentrace

AI6.2

○—/15.2

-8/2

Tlak chladící vody

AI6.3

○—/15.4

-8/1b

Teplota chladící vody - BCHJ vratná

AI6.4

○—/15.4

-8/1a

Teplota chladící vody - BCHJ výstup

AI6.5

○—/15.5

-8/4b

Teplota rekuperace primár - výstup z BCHJ

AI6.6

○—/15.5

-8/3a

Teplota rekuperace primár - vstup do BCHJ

AI6.7

○—/15.5

-8/4a

Teplota rekuperace primár - vstup do BCHJ

AI6.8

○—/15.5

-8/3b

Teplota rekuperace primár - výstup z BCHJ

AI7.1

○—/15.7

-8/5

Tlak TV rekuperace

AI7.2

○—/15.7

-8/11h

Teplota akumulace ANT horní

AI7.3

○—/15.7

-8/11s

Teplota akumulace ANT střed

AI7.4

○—/15.7

-8/11d

Teplota akumulace ANT dolní

AI7.5

○—/15.8

-8/6

Teplota rekuperace sekundár - výstup do rozvodů předeřřevu

AI7.6

○—/16.2

-8.1.13

Tepota prostor (TR)

AI7.7

○—/17.9

-9.13

Tepota prostor

AI7.8

○—/18.9

-12.1.13

Tepota prostor

AI8.1

○—/19.9

-13.13

Tepota prostor

AI8.2

○—/20.9

-15.13

Tepota prostor

AI8.3

○—/21.9

-17.13

Tepota prostor

AI8.4

○—

AI8.5

○—

AI8.6

○—

AI8.7

○—

AI8.8

○—

AI9.1

○—

AI9.2

○—

AI9.3

○—

AI9.4

○—

AI9.5

○—

AI9.6

○—

AI9.7

○—

AI9.8

○—

AI10.1

○—

AI10.2

○—

AI10.3

○—

AI10.4

○—

AI10.5

○—

AI10.6

○—

AI10.7

○—

AI10.8

○—

AI11.1

○—

AI11.2

○—

AI11.3

○—

AI11.4

○—

AI11.5

○—

AI11.6

○—

AI11.7

○—

AI11.8

○—

AI12.1

○—

AI12.2

○—

AI12.3

○—

AI12.4

○—

AI12.5

○—

AI12.6

○—

AI12.7

○—

AI12.8

○—

Osazení analogových výstupů

A1_AO

AO1.1

○—/6.0

-1.10

Klapky vstup/výstup

AO1.2

○—/6.2

-ZZT1

Řízení rekuperátoru

AO1.3

○—/6.3

-M1.1

Otáčky ventilátoru

AO1.4

○—/6.3

-1.16

Klapka zkratu

AO1.5

○—/6.4

-M1.2

Otáčky ventilátoru

AO1.6

○—/6.5

-1.04

Ventil ohřev

AO1.7

○—/6.5

-1.18

Ventil chlazení

AO1.8

○—/7.2

-M2.1.2

Otáčky ventilátoru

AO2.1

○—/7.3

-2.1.12

Klapka obtoku rekuperátoru

AO2.2

○—/7.4

-2.1.04

Ventil ohřev

AO2.3

○—/7.4

-M2.1.1

Otáčky ventilátoru

AO2.4

○—/7.6

-2.1.18

Ventil chlazení

AO2.5

○—/8.4

-M2.2.1

Otáčky ventilátoru

AO2.6

○—/8.6

-2.2.18

Ventil chlazení

AO2.7

○—/13.0

-4.10

Klapky vstup/výstup

AO2.8

○—/13.2

-ZZT3

Řízení rekuperátoru

AO3.1

○—/13.2

-4.16

Klapka zkratu

AO3.2

○—/13.3

-M4.2

Otáčky ventilátoru

AO3.3

○—/13.3

-M4.1

Otáčky ventilátoru

AO3.4

○—/13.4

-4.18

Ventil chlazení

AO3.5

○—/13.4

-4.04

Ventil ohřev

AO3.6

○—/13.5

-4.04a

Ventil ohřev

AO3.7

○—/13.6

-HUM4a

Zvlhčovač

AO3.8

○—/14.0

-6.10

Klapky vstup/výstup

AO4.1

○—/14.2

-ZZT6

Řízení rekuperátoru

AO4.2

○—/14.2

-6.16

Klapka zkratu

AO4.3

○—/14.3

-M6.2

Otáčky ventilátoru

AO4.4

○—/14.3

-M6.1

Otáčky ventilátoru

AO4.5

○—/14.4

-6.04

Ventil ohřev

AO4.6

○—/14.4

-6.18

Ventil chlazení

AO4.7

○—/14.5

-6.04a

Ventil ohřev

AO4.8

○—/14.6

-HUM6a

Zvlhčovač

AO5.1

○—/15.2

-8/8

Směšovací ventil chladná voda do BCHJ

AO5.2

○—/15.4

-8.1

Setpoint

AO5.3

○—/15.5

-M8.3

Čerpadlo rekuperace primár - otáčky

AO5.4

○—/15.6

-M8.4

Čerpadlo rekuperace primár - otáčky

AO5.5

○—/16.0

-8.1.03a

Klaka přívod (DmpShofOa)

AO5.6

○—/16.0

-8.1.03b

Klaka přívod (DmpShofOa)

AO5.7

○—/16.1

-8.1.03c

Klaka přívod (DmpShofOa)

AO5.8

○—/16.1

-8.1.05a

Klaka výfuk (DmpShofEh)

AO6.1

○—/16.2

-8.1.05b

Klaka výfuk (DmpShofEh)

AO6.2

○—/16.2

-8.1.05c

Klaka výfuk (DmpShofEh)

AO6.3

○—/21.5

-M17

Otáčky ventilátoru

AO6.4

○—

AO6.5

○—

AO6.6

○—

AO6.7

○—

AO6.8

○—

Datum

17.05.2023

Zprac..

KROIS

Zkontr.

Změna

Datum

Název

Praha Bubny

Památník ticha

Regulační schémata

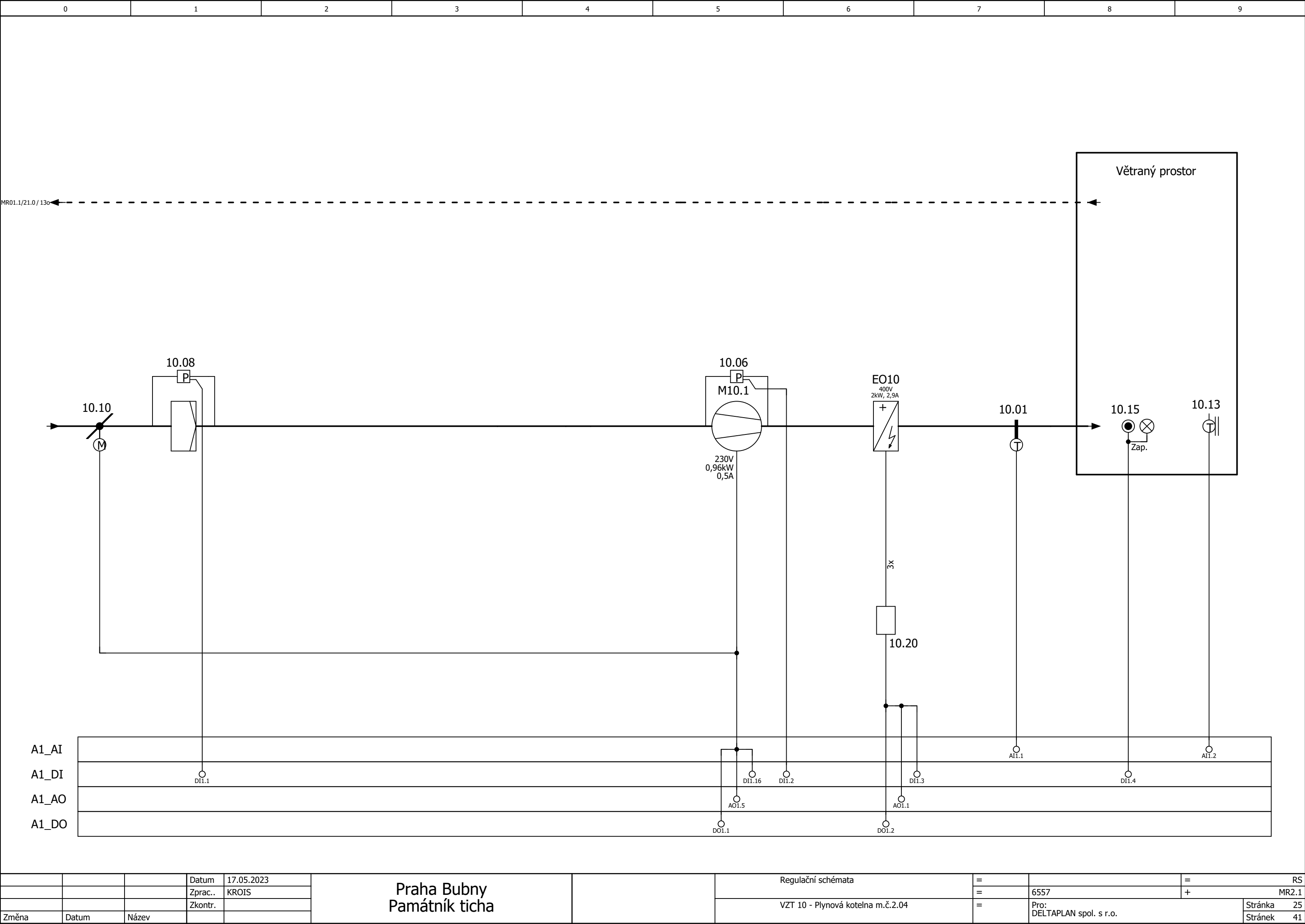
Přehled I/O

Rozvaděč MR01.1

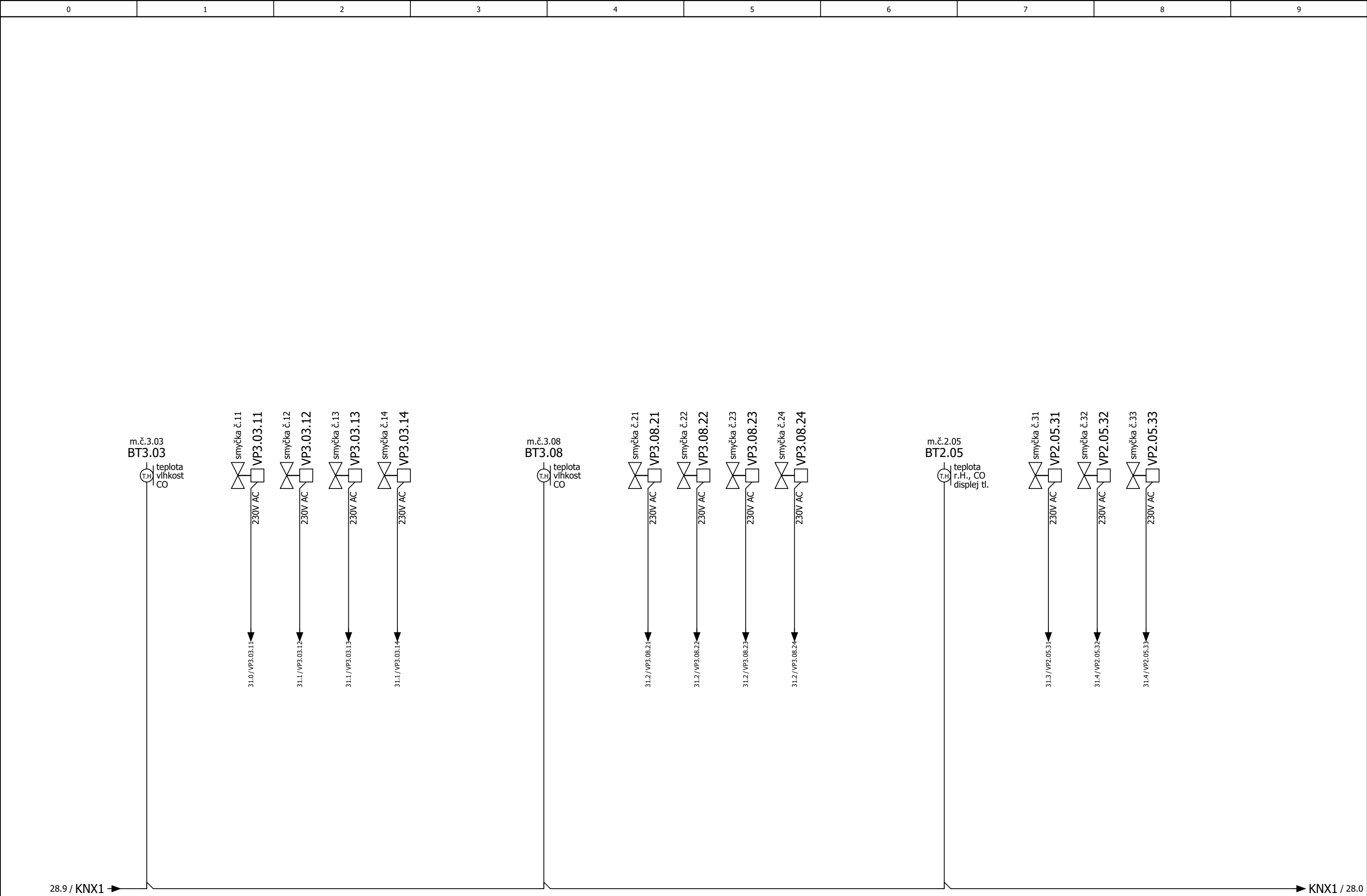
6557

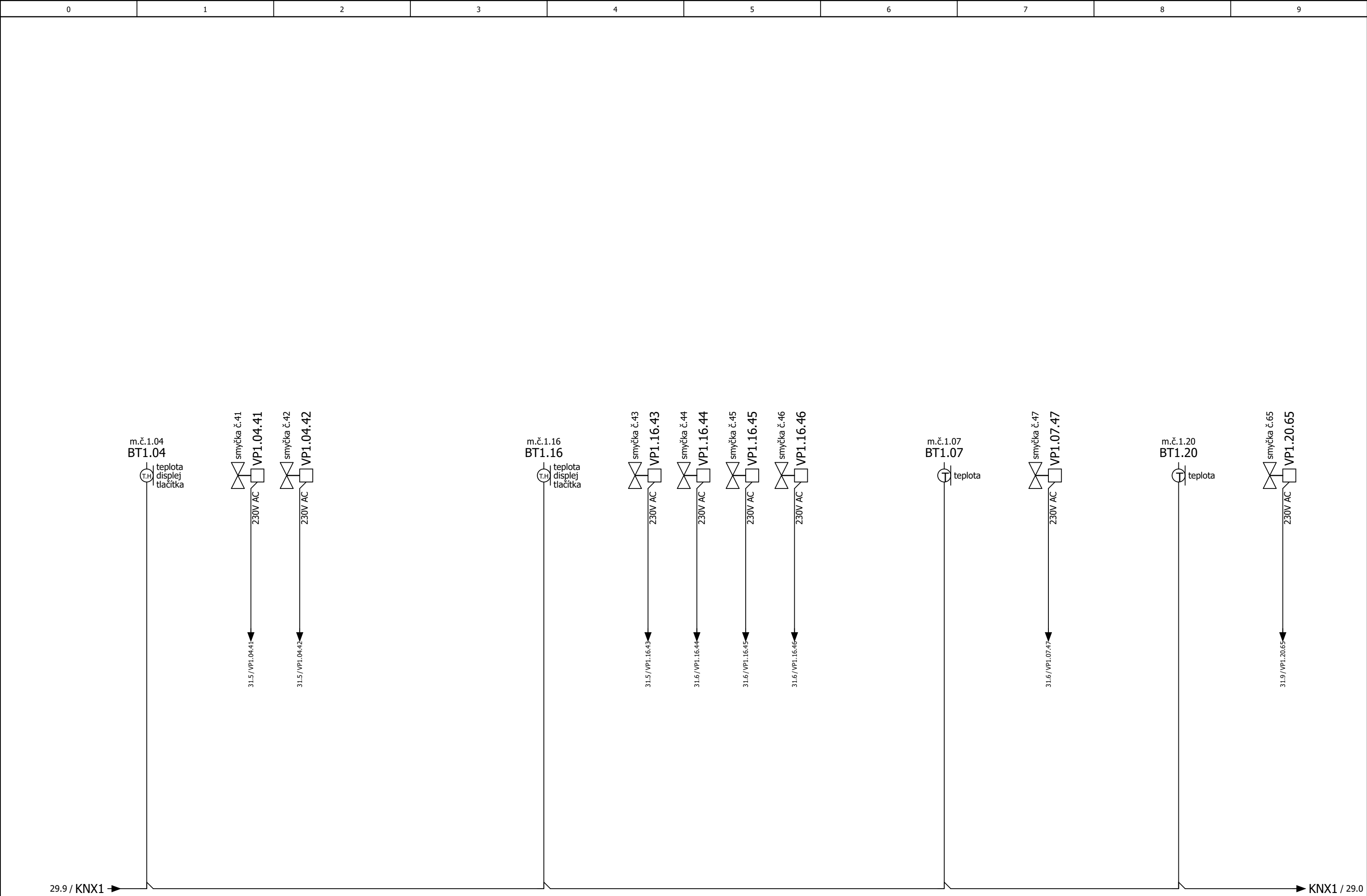
</

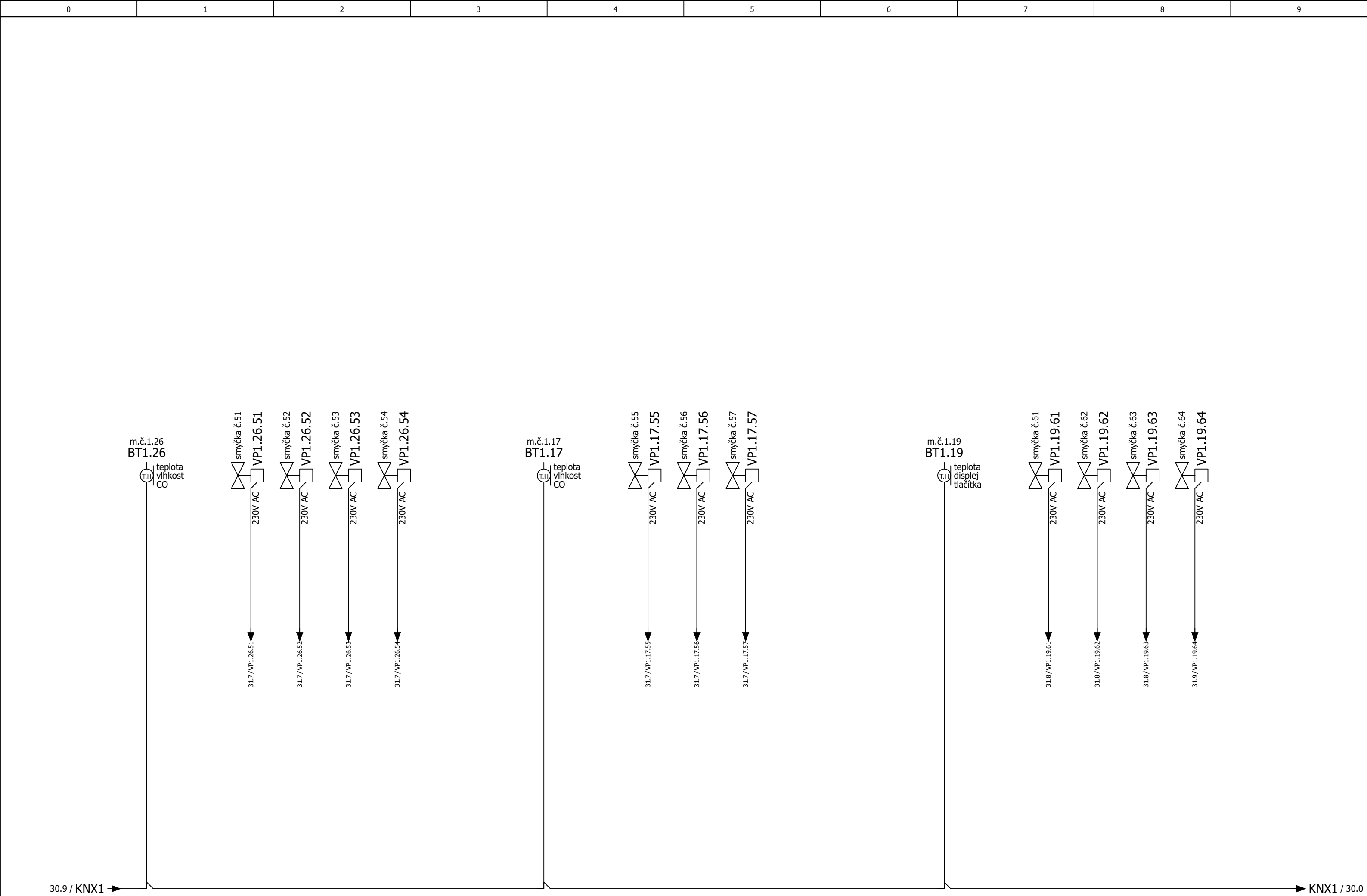
0	1	2	3	4	5	6	7	8	9			
Osazení digitálních vstupů					Osazení digitálních výstupů							
A1_DI					A1_DO							
DI1.1	○—/6.0	-1.19	Detektor kouře	DI5.1	○—/15.6	-M8.4	Chod čerpadla	DO1.1	○—/6.2	-ZZT1	Start FM	
DI1.2	○—/6.1	-1.08	Filtr přívod max. 200Pa	DI5.2	○—/15.6	-8/9	Flow switch TV ZZT	DO1.2	○—/6.3	-M1.1	Uvolnění	
DI1.3	○—/6.2	-ZZT1	Porucha rekuperátoru	DI5.3	○—/15.6	-M8.3	Porucha	DO1.3	○—/6.3	-M1.2	Uvolnění	
DI1.4	○—/6.3	-M1.1	Porucha	DI5.4	○—/15.6	-M8.4	Porucha	DO1.4	○—/6.5	-M1.3	Čerpadlo	
DI1.5	○—/6.4	-M1.2	Porucha	DI5.5	○—/15.8	-M8.6b	Porucha	DO1.5	○—/7.2	-M2.1.2	Start FM	
DI1.6	○—/6.5	-M1.3	Chod	DI5.6	○—/15.8	-M8.6b	Chod čerpadla	DO1.6	○—/7.4	-M2.1.3	Čerpadlo	
DI1.7	○—/6.6	-1.02	Zámraza	DI5.7	○—/15.8	-M8.6a	Chod čerpadla					
DI1.8	○—/6.7	-1.09	Filtr odtah max. ?Pa	DI5.8	○—/15.8	-M8.6a	Porucha	DO2.1	○—/7.4	-M2.1.1	Start FM	
DI1.9	○—/7.2	-2.1.08	Filtr přívod max. 200Pa	DI5.9	○—/15.9	-EXPT	Porucha	DO2.2	○—/8.4	-M2.2.1	Start FM	
DI1.10	○—/7.3	-M2.1.2	Porucha FM	DI5.10	○—/16.7	-8/13	Zaplavení m.č.0.07	DO2.3	○—/13.2	-ZZT3	Start FM	
DI1.11	○—/7.4	-M2.1.1	Porucha FM	DI5.11	○—/17.1	-9.08	Filtr přívod	DO2.4	○—/13.3	-M4.2	Uvolnění	
DI1.12	○—/7.5	-M2.1.3	Chod	DI5.12	○—/17.5	-9.07	dp ventilátor odtah	DO2.5	○—/13.3	-M4.1	Uvolnění	
DI1.13	○—/7.5	-2.1.02	Zámraza	DI5.13	○—/17.6	-9.06	dp ventilátor přívod	DO2.6	○—/13.4	-M4.3	Čerpadlo	
DI1.14	○—/7.7	-2.20	Požární klapka	DI5.14	○—/17.8	-9.15	Zapni VZT					
DI1.15	○—/7.7	-2.1.09	Filtr odtah max. ?Pa	DI5.15	○—/18.1	-12.1.08	Filtr přívod	DO3.1	○—/13.5	-M4.3a	Čerpadlo	
DI1.16	○—/7.8	-2.22	Požární klapka	DI5.16	○—/18.5	-12.1.07	dp ventilátor odtah	DO3.2	○—/13.6	-HUM4a	Zvlhčovač	
								DO3.3	○—/14.2	-ZZT6	Start FM	
DI2.1	○—/7.8	-2.23	Požární klapka	DI6.1	○—/18.6	-12.1.06	dp ventilátor přívod	DO3.4	○—/14.3	-M6.2	Uvolnění	
DI2.2	○—/7.8	-2.21	Požární klapka	DI6.2	○—/18.8	-12.1.15	Zapni VZT	DO3.5	○—/14.3	-M6.1	Uvolnění	
DI2.3	○—/8.2	-2.2.08	Filtr přívod max. 200Pa	DI6.3	○—/19.5	-13.07	dp ventilátor odtah	DO3.6	○—/14.4	-M6.3	Čerpadlo	
DI2.4	○—/8.4	-M2.2.1	Porucha FM	DI6.4	○—/19.7	-14.20	Požární klapka					
DI2.5	○—/13.1	-4.08	Filtr přívod max. 200Pa	DI6.5	○—/19.8	-13.15	Zapni VZT	DO4.1	○—/14.5	-M6.3a	Čerpadlo	
DI2.6	○—/13.2	-ZZT3	Porucha rekuperátoru	DI6.6	○—/20.5	-15.07	dp ventilátor odtah	DO4.2	○—/14.6	-HUM6a	Zvlhčovač	
DI2.7	○—/13.3	-M4.1	Porucha	DI6.7	○—/20.8	-15.15	Zapni VZT	DO4.3	○—/15.1	-M8.2b	Čerpadlo chlazení - distribuce chl.vody	
DI2.8	○—/13.3	-M4.2	Porucha	DI6.8	○—/21.5	-M17	Porucha FM	DO4.4	○—/15.1	-M8.2a	Čerpadlo chlazení - distribuce chl.vody	
DI2.9	○—/13.4	-M4.3	Chod	DI6.9	○—/21.5	-17.07	dp ventilátor odtah	DO4.5	○—/15.3	-M8.1b	Čerpadlo chlazení - chl.voda zpátečka do BCHJ	
DI2.10	○—/13.5	-M4.3a	Chod	DI6.10	○—/21.8	-17.14	Čidlo pohybu	DO4.6	○—/15.3	-M8.1a	Čerpadlo chlazení - chl.voda zpátečka do BCHJ	
DI2.11	○—/13.5	-4.02	Zámraza	DI6.11	○—							
DI2.12	○—/13.6	-HUM4a	Servis	DI6.12	○—			DO5.1	○—/15.4	-8.1	Uvolnění zdroje chladu	
DI2.13	○—/13.6	-HUM4a	Chod	DI6.13	○—			DO5.2	○—/15.5	-M8.3	Čerpadlo rekuperace primár	
DI2.14	○—/13.6	-HUM4a	Porucha	DI6.14	○—			DO5.3	○—/15.6	-M8.4	Čerpadlo rekuperace primár	
DI2.15	○—/13.7	-4.09	Filtr odtah max. ?Pa	DI6.15	○—			DO5.4	○—/15.7	-M8.6a	Čerpadlo TV/ZZT - distribuce	
DI2.16	○—/13.7	-4.24	Vlhkost max.	DI6.16	○—			DO5.5	○—/15.8	-M8.6b	Čerpadlo TV/ZZT - distribuce	
								DO5.6	○—/17.5	-M9.1	Ventilátory a klapky	
DI3.1	○—/13.8	-4.20	Požární klapka	DI7.1	○—			DO6.1	○—/17.7	-HA.CHL	Únik chladiva	
DI3.2	○—/13.8	-4.21	Požární klapka	DI7.2	○—			DO6.2	○—/18.5	-M12.1.1	Ventilátory a klapky	
DI3.3	○—/14.1	-6.08	Filtr přívod max. 200Pa	DI7.3	○—			DO6.3	○—/19.5	-M13	Ventilátory a klapky	
DI3.4	○—/14.2	-ZZT6	Porucha rekuperátoru	DI7.4	○—			DO6.4	○—/20.5	-M15	Ventilátory a klapky	
DI3.5	○—/14.3	-M6.2	Porucha	DI7.5	○—			DO6.5	○—/21.4	-M17	Start ECm	
DI3.6	○—/14.3	-M6.1	Porucha	DI7.6	○—			DO6.6	○—			
DI3.7	○—/14.4	-M6.3	Chod	DI7.7	○—							
DI3.8	○—/14.5	-M6.3a	Chod	DI7.8	○—			DO7.1	○—			
DI3.9	○—/14.5	-6.02	Zámraza	DI7.9	○—			DO7.2	○—			
DI3.10	○—/14.6	-HUM6a	Servis	DI7.10	○—			DO7.3	○—			
DI3.11	○—/14.6	-HUM6a	Chod	DI7.11	○—			DO7.4	○—			
DI3.12	○—/14.6	-HUM6a	Porucha	DI7.12	○—			DO7.5	○—			
DI3.13	○—/14.7	-6.09	Filtr odtah max. ?Pa	DI7.13	○—			DO7.6	○—			
DI3.14	○—/14.7	-6.24	Vlhkost max.	DI7.14	○—							
DI3.15	○—/14.8	-6.21	Požární klapka	DI7.15	○—			DO8.1	○—			
DI3.16	○—/14.8	-6.20	Požární klapka	DI7.16	○—			DO8.2	○—			
								DO8.3	○—			
DI4.1	○—/15.1	-QIRA1.1	Alarm 1	DI8.1	○—			DO8.4	○—			
DI4.2	○—/15.1	-M8.2a	Chod čerpadla	DI8.2	○—			DO8.5	○—			
DI4.3	○—/15.1	-M8.2b	Chod čerpadla	DI8.3	○—			DO8.6	○—			
DI4.4	○—/15.1	-M8.2a	Porucha čerpadla	DI8.4	○—							
DI4.5	○—/15.1	-M8.2b	Porucha čerpadla	DI8.5	○—			DO9.1	○—			
DI4.6	○—/15.2	-EXPCH	Porucha	DI8.6	○—			DO9.2	○—			
DI4.7	○—/15.2	-QIRA1.1	Alarm 2	DI8.7	○—			DO9.3	○—			
DI4.8	○—/15.3	-8/7	Flow switch chladná voda	DI8.8	○—			DO9.4	○—			
DI4.9	○—/15.3	-M8.1a	Chod čerpadla	DI8.9	○—			DO9.5	○—			
DI4.10	○—/15.3	-M8.1b	Chod čerpadla	DI8.10	○—			DO9.6	○—			
DI4.11	○—/15.3	-M8.1a	Porucha čerpadla	DI8.11	○—							
DI4.12	○—/15.4	-8.1	Porucha	DI8.12	○—			DO10.1	○—			
DI4.13	○—/15.4	-M8.1b	Porucha čerpadla	DI8.13	○—			DO10.2	○—			
DI4.14	○—/15.4	-8.1	Požadavek chodu čerpadla BCHJ	DI8.14	○—			DO10.3	○—			
DI4.15	○—/15.5	-M8.3	Chod čerpadla	DI8.14	○—			DO10.4	○—			
DI4.16	○—/15.6	-8/10	Flow switch TV ZZT	DI8.15	○—			DO10.5	○—			
								DO10.6	○—			
			Datum	17.05.2023	Praha Bubny Památník ticha		Regulační schémata	=		=	RS	
			Zprac..	KROIS				=		6557	+	MR01.1
			Zkontr.				Přehled I/O Rozvaděč MR01.1	=		Pro: DELTAPLAN spol. s r.o.		Stránka 24
Změna	Datum	Název										Stránek 41












			Datum	17.05.2023	Praha Bubny Památník ticha		Regulační schémata	=		=	RS
			Zprac..	KROIS				=	6557	+	MR2.1
			Zkontr.								
Změna	Datum	Název						Podlahové vytápění - místnosti	=	Pro: DELTAPLAN spol. s r.o.	
										Stránek 41	



Praha Bubny
Památník ticha

























Regulační schémata

Regulace podlahového vytápění - rozdělovače

















6557

Pro:
DELTAPLAN spol. s r.o.

































Osazení analogových vstupů

A1_AI	AI1.1		/26.5	-1/1a	Teplota TV výstup z kotlů
	AI1.2		/26.4	-1/1b	Teplota TV vratná
	AI1.3		/26.5	-2/1	Tlak TV
	AI1.4		/25.9	-10.13	Tepota prostor
	AI1.5		/26.8	-2/2	Teplota prostor
	AI1.6		/27.0	-3/4	Venkovní teplota
	AI1.7		/27.2	-3/1	Teplota ÚT
	AI1.8		/27.3	-4/1	Teplota ÚT
	AI2.1		/25.7	-10.01	Teplota přívod
	AI2.2				
	AI2.3				
	AI2.4				
	AI2.5				
	AI2.6				
	AI2.7				
	AI2.8				
	AI3.1				
	AI3.2				
	AI3.3				
	AI3.4				
	AI3.5				
	AI3.6				
	AI3.7				
	AI3.8				

























Osazení analogových výstupů

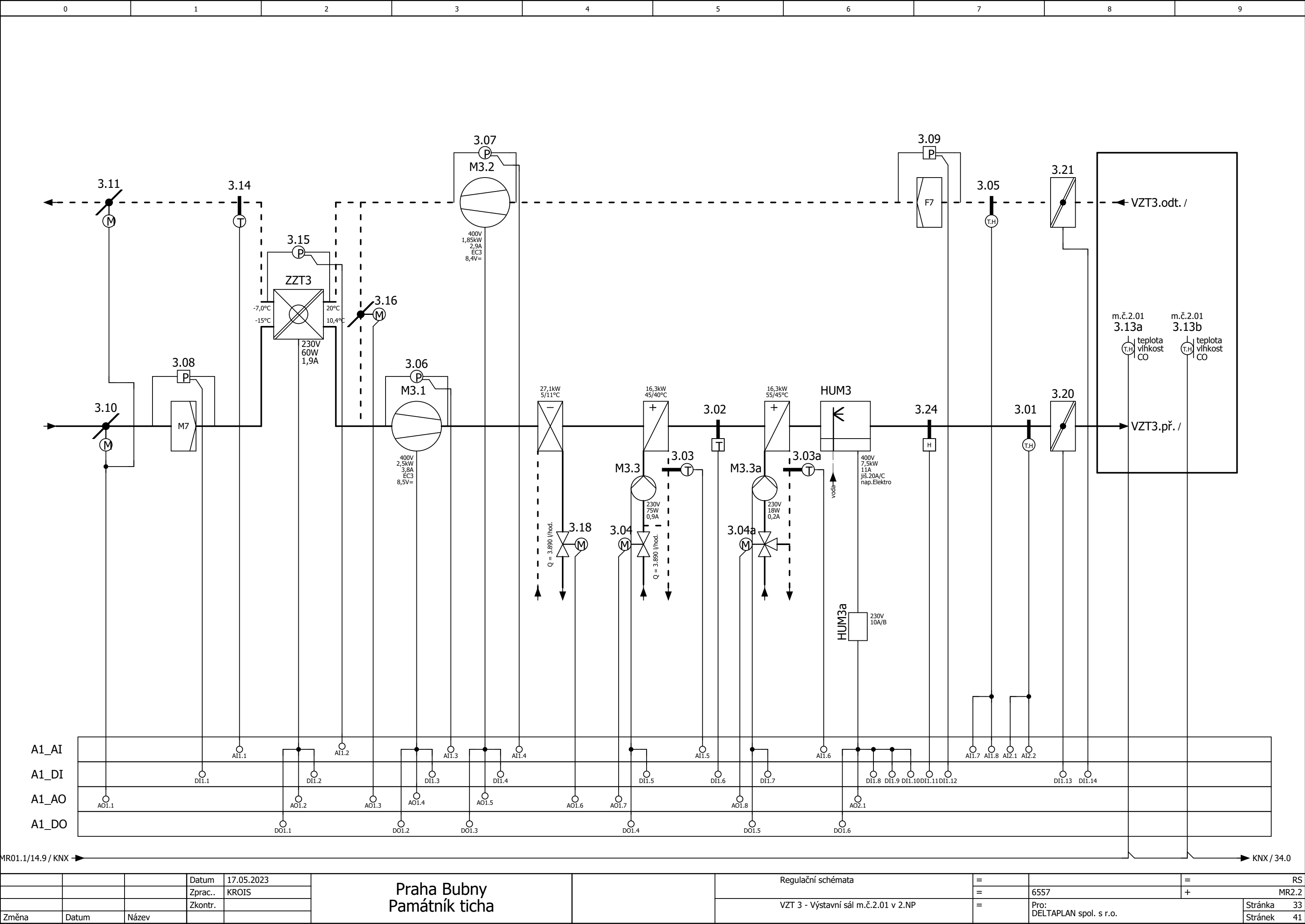
A1_AO	AO1.1		/25.6	-10.20	EL.ohřev
	AO1.2		/26.2	-KASKADA	Žádaná tplota TV z kotle
	AO1.3		/27.2	-3/2	Ventil ÚT
	AO1.4		/27.3	-4/2	Ventil ÚT
	AO1.5		/25.5	-M10.1	Otáčky ventilátoru
	AO1.6				
	AO1.7				
	AO1.8				
	AO2.1				
	AO2.2				
	AO2.3				
	AO2.4				
	AO2.5				
	AO2.6				
	AO2.7				
	AO2.8				

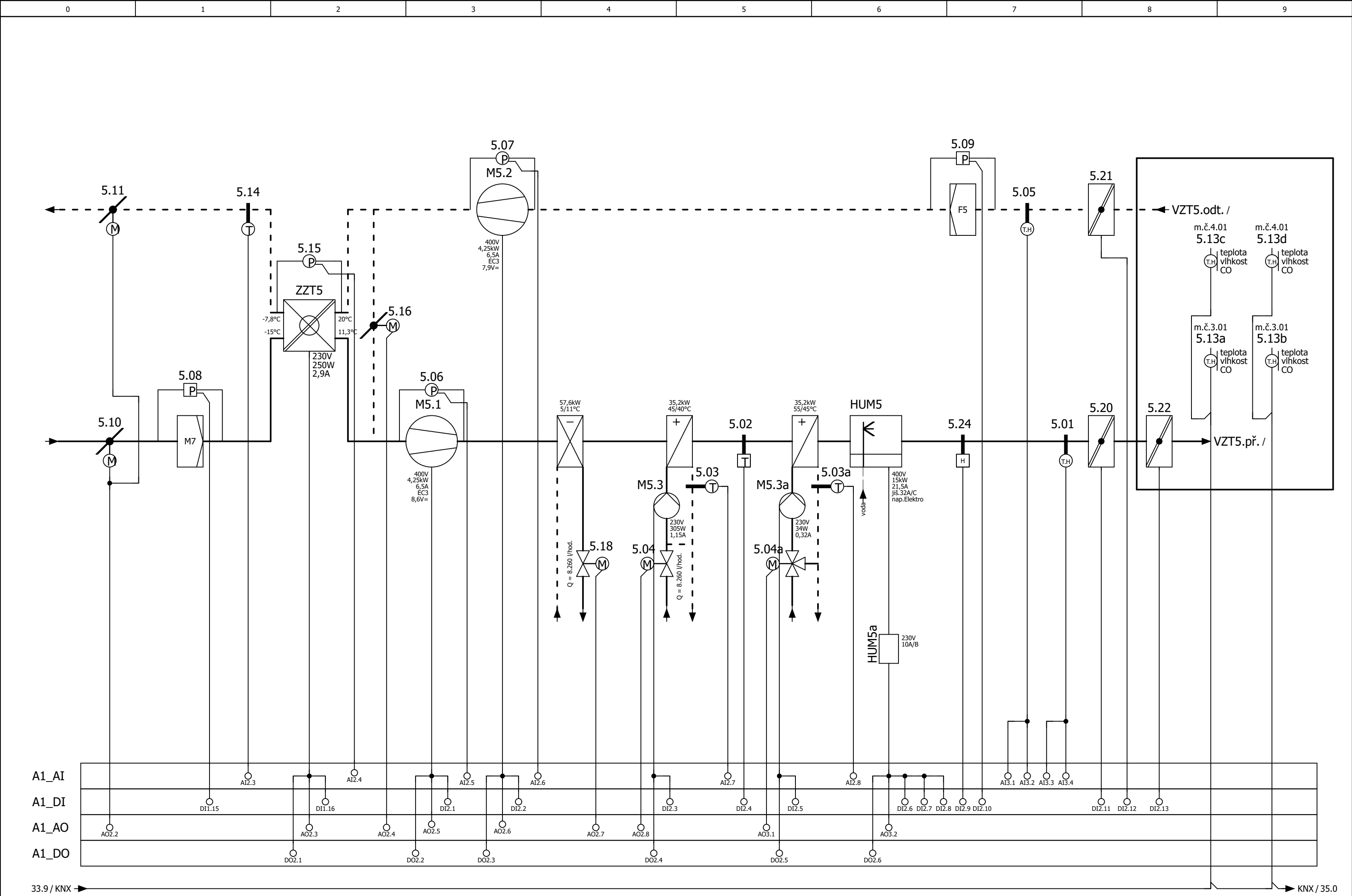
Osazení digitálních vstupů

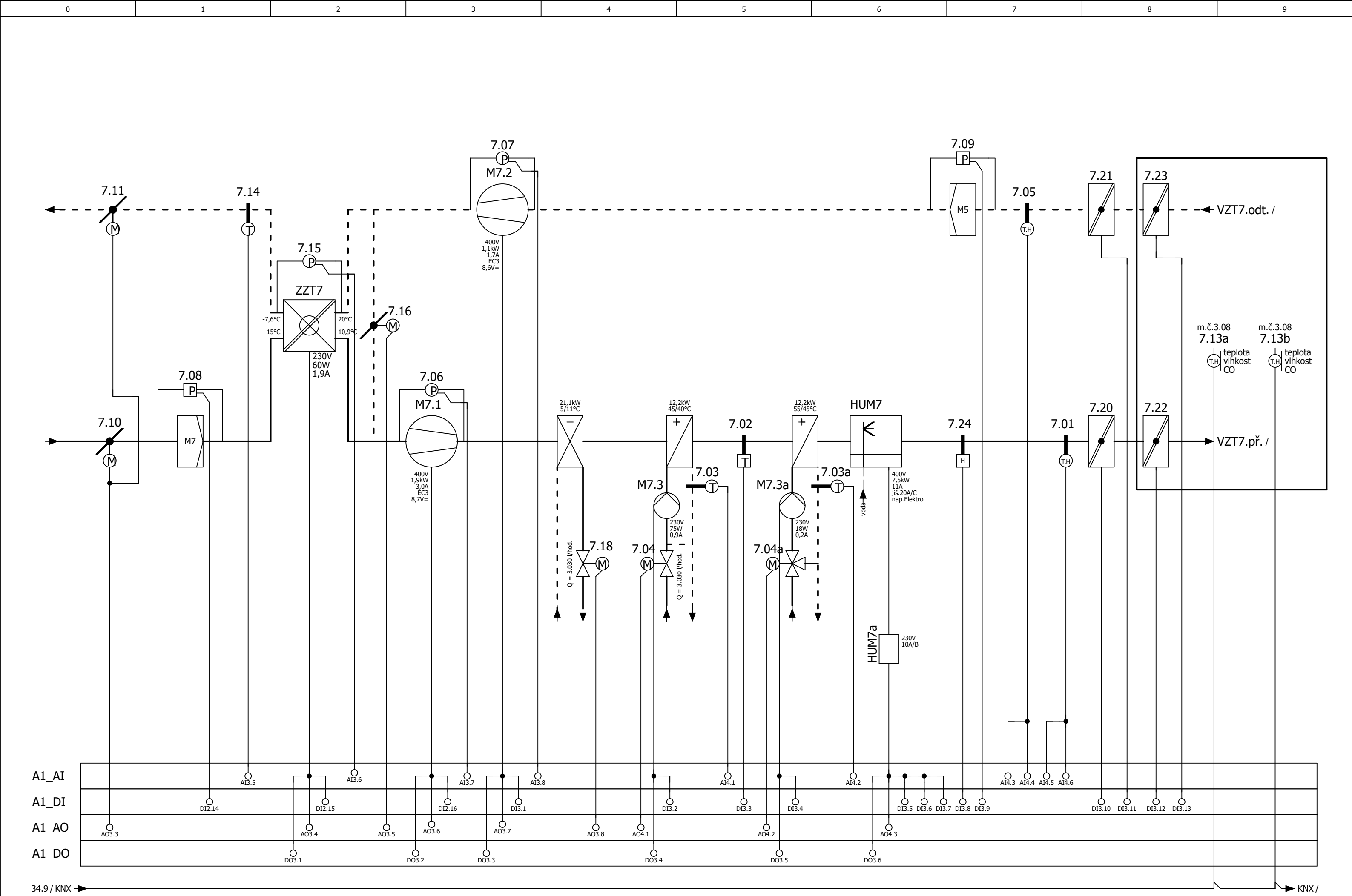
A1_DI	DI1.1		/25.1	-10.08	Filtr přívod
	DI1.2		/25.6	-10.06	dp ventilátor přívod
	DI1.3		/25.7	-10.20	Chod
	DI1.4		/25.8	-10.15	Zapni VZT
	DI1.5		/26.1	-2/4	Plyn 10% DMV
	DI1.6		/26.1	-2/4	Plyn 10% DMV
	DI1.7		/26.2	-KASKADA	Chod
	DI1.8		/26.2	-KASKADA	Porucha
	DI1.9		/27.2	-3/3	Max.teplota TV podlaha
	DI1.10		/26.8	-2/3	Zaplavení
	DI1.11		/26.9	-2/5	Odstavení kotelny
	DI1.12		/26.9	-EPS	Blokování EUP od EPS
	DI1.13		/27.2	-M3	Chod
	DI1.14		/27.4	-M4	Chod
	DI1.15		/27.5	-M5	Chod
	DI1.16		/25.5	-M10.1	Porucha
	DI2.1				
	DI2.2				
	DI2.3				
	DI2.4				
	DI2.5				
	DI2.6				
	DI2.7				
	DI2.8				
	DI2.9				
	DI2.10				
	DI2.11				
	DI2.12				
	DI2.13				
	DI2.14				
	DI2.15				
	DI2.16				

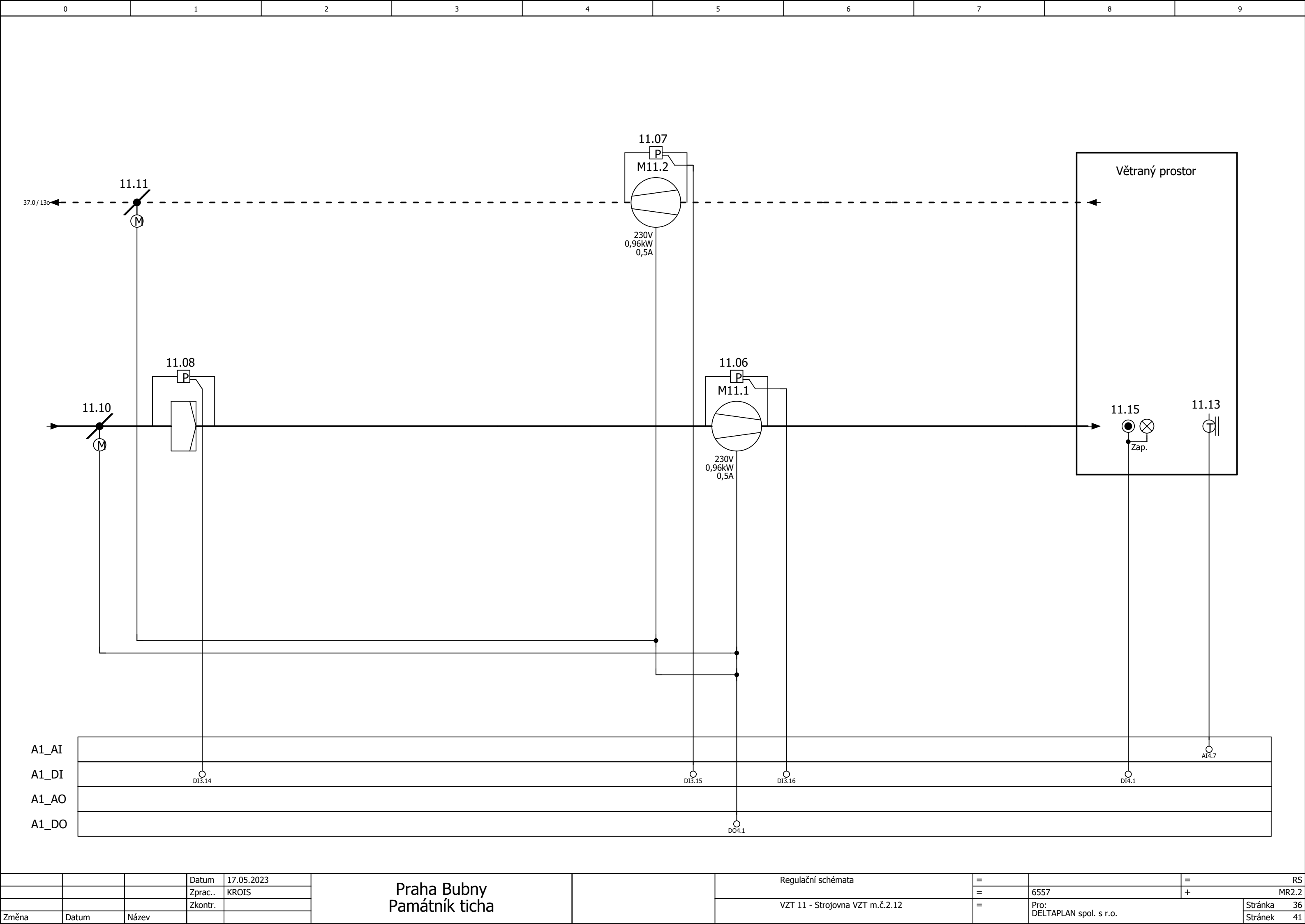
Osazení digitálních výstupů

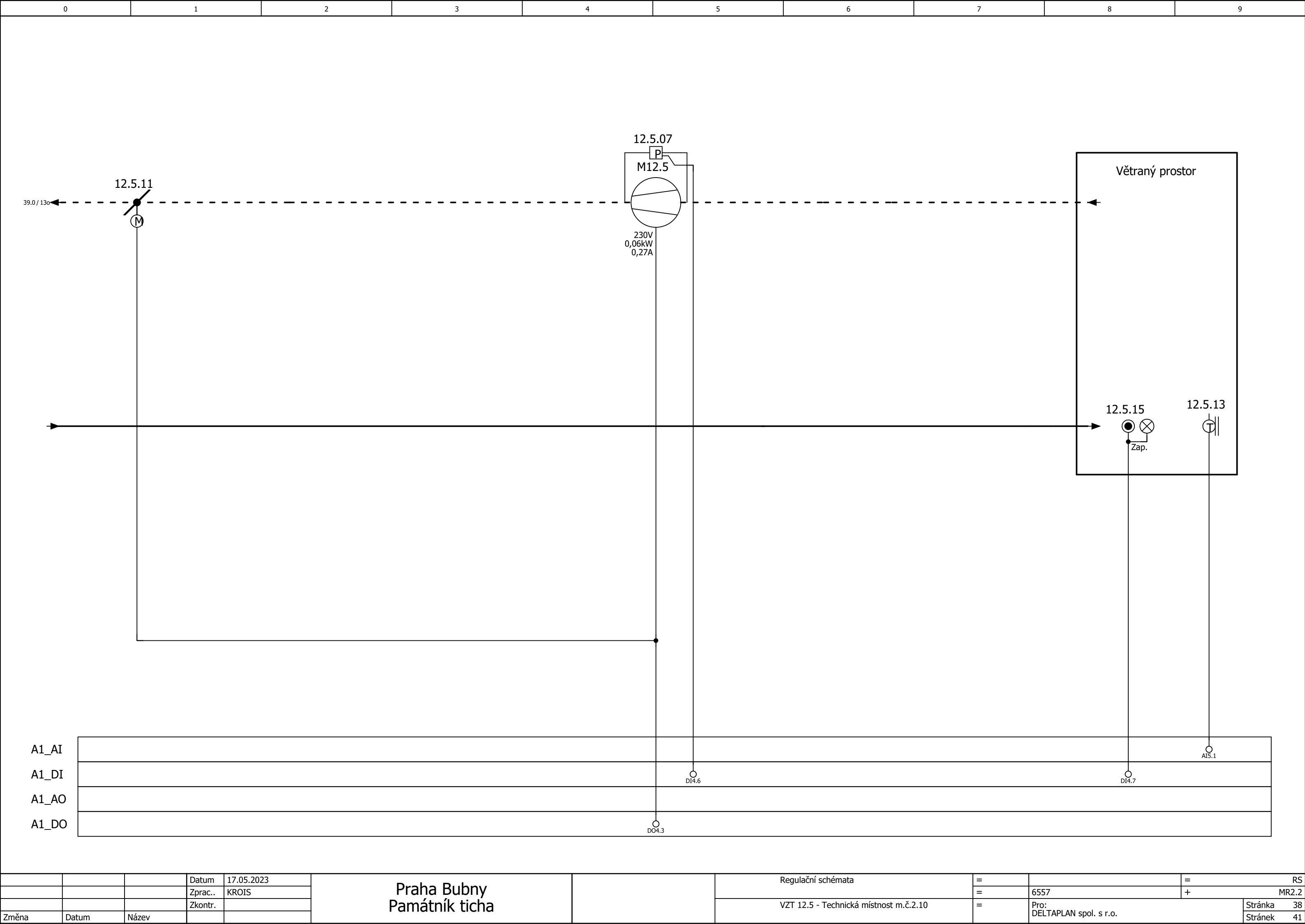
A1_DO	DO1.1		/25.5	-M10.1	Uvolnění
	DO1.2		/25.6	-10.20	EL.ohřev
	DO1.3		/26.0	-EUP	HUP - kotle
	DO1.4		/26.2	-KASKADA	Povolení chodu kotle
	DO1.5		/26.6	-2/7	Ventil dopuštění
	DO1.6		/26.9	-EPS	EUP uzavřen
	DO2.1		/27.2	-M3	Čerpadlo ÚT
	DO2.2		/27.3	-M4	Čerpadlo ÚT
	DO2.3		/27.5	-M5	Čerpadlo TV pro VZT
	DO2.4				
	DO2.5				
	DO2.6				
	DO3.1				
	DO3.2				
	DO3.3				
	DO3.4				
	DO3.5				
	DO3.6				
	DO4.1				
	DO4.2				
	DO4.3				
	DO4.4				
	DO4.5				
	DO4.6				

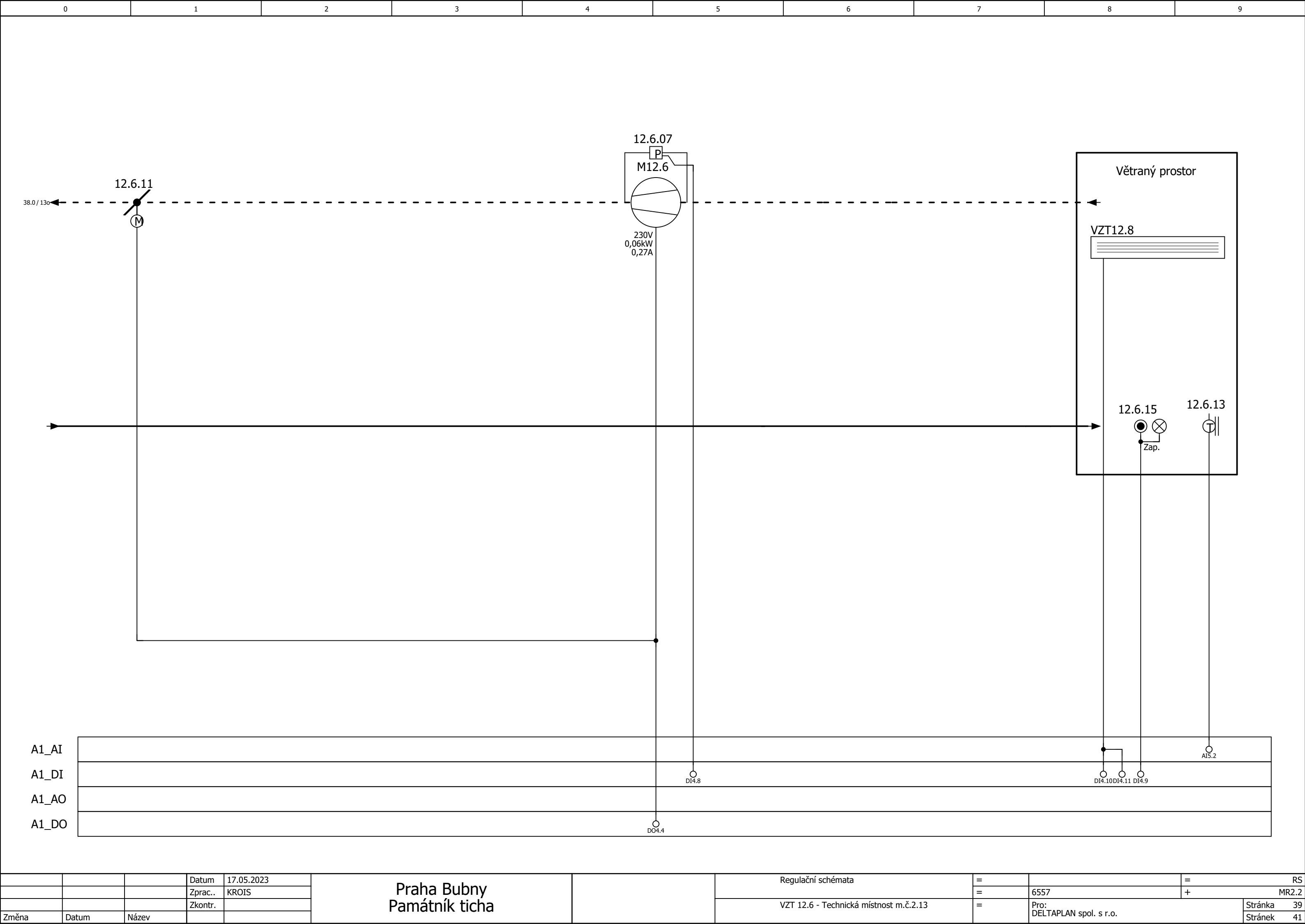








































































































































0	1	2	3	4	5	6	7	8	9
Osazení analogových vstupů					Osazení analogových výstupů				
A1_AI					A1_AO				
AI1.1	○—/33.1	-3.14	Teplota za rekuperátorem	AI8.1	○—	AO1.1	○—/33.0	-3.10	Klapky vstup/výstup
AI1.2	○—/33.2	-3.15	Rekuperátor dp	AI8.2	○—	AO1.2	○—/33.2	-ZZT3	Řízení rekuperátoru
AI1.3	○—/33.3	-3.07	dp ventilátor přívod	AI8.3	○—	AO1.3	○—/33.2	-3.16	Klapka zkratu
AI1.4	○—/33.3	-3.06	dp ventilátor přívod	AI8.4	○—	AO1.4	○—/33.3	-M3.2	Otáčky ventilátoru
AI1.5	○—/33.5	-3.03	TV vratná	AI8.5	○—	AO1.5	○—/33.3	-M3.1	Otáčky ventilátoru
AI1.6	○—/33.6	-3.03a	TV vratná	AI8.6	○—	AO1.6	○—/33.4	-3.04	Ventil ohřev
AI1.7	○—/33.7	-3.05	Teplota odtah	AI8.7	○—	AO1.7	○—/33.4	-3.18	Ventil chlazení
AI1.8	○—/33.7	-3.01	Teplota přívod	AI8.8	○—	AO1.8	○—/33.5	-3.04a	Ventil ohřev
AI2.1	○—/33.7	-3.05	Rel.vlhkost odtah	AI9.1	○—	AO2.1	○—/33.6	-HUM3a	Zvlhčovač
AI2.2	○—/33.7	-3.01	Rel.vlhkost přívod	AI9.2	○—	AO2.2	○—/34.0	-5.10	Klapky vstup/výstup
AI2.3	○—/34.1	-5.14	Teplota za rekuperátorem	AI9.3	○—	AO2.3	○—/34.2	-ZZT5	Řízení rekuperátoru
AI2.4	○—/34.2	-5.15	Rekuperátor dp	AI9.4	○—	AO2.4	○—/34.2	-5.16	Klapka zkratu
AI2.5	○—/34.3	-5.07	dp ventilátor přívod	AI9.5	○—	AO2.5	○—/34.3	-M5.2	Otáčky ventilátoru
AI2.6	○—/34.3	-5.06	dp ventilátor přívod	AI9.6	○—	AO2.6	○—/34.3	-M5.1	Otáčky ventilátoru
AI2.7	○—/34.5	-5.03	TV vratná	AI9.7	○—	AO2.7	○—/34.4	-5.04	Ventil ohřev
AI2.8	○—/34.6	-5.03a	TV vratná	AI9.8	○—	AO2.8	○—/34.4	-5.18	Ventil chlazení
AI3.1	○—/34.7	-5.05	Teplota odtah	AI10.1	○—	AO3.1	○—/34.5	-5.04a	Ventil ohřev
AI3.2	○—/34.7	-5.01	Teplota přívod	AI10.2	○—	AO3.2	○—/34.6	-HUM5a	Zvlhčovač
AI3.3	○—/34.7	-5.05	Rel.vlhkost odtah	AI10.3	○—	AO3.3	○—/35.0	-7.10	Klapky vstup/výstup
AI3.4	○—/34.7	-5.01	Rel.vlhkost přívod	AI10.4	○—	AO3.4	○—/35.2	-ZZT7	Řízení rekuperátoru
AI3.5	○—/35.1	-7.14	Teplota za rekuperátorem	AI10.5	○—	AO3.5	○—/35.2	-7.16	Klapka zkratu
AI3.6	○—/35.2	-7.15	Rekuperátor dp	AI10.6	○—	AO3.6	○—/35.3	-M7.2	Otáčky ventilátoru
AI3.7	○—/35.3	-7.07	dp ventilátor přívod	AI10.7	○—	AO3.7	○—/35.3	-M7.1	Otáčky ventilátoru
AI3.8	○—/35.3	-7.06	dp ventilátor přívod	AI10.8	○—	AO3.8	○—/35.4	-7.04	Ventil ohřev
AI4.1	○—/35.5	-7.03	TV vratná	AI11.1	○—	AO4.1	○—/35.4	-7.18	Ventil chlazení
AI4.2	○—/35.6	-7.03a	TV vratná	AI11.2	○—	AO4.2	○—/35.5	-7.04a	Ventil ohřev
AI4.3	○—/35.7	-7.05	Teplota odtah	AI11.3	○—	AO4.3	○—/35.6	-HUM7a	Zvlhčovač
AI4.4	○—/35.7	-7.01	Teplota přívod	AI11.4	○—	AO4.4	○—		
AI4.5	○—/35.7	-7.05	Rel.vlhkost odtah	AI11.5	○—	AO4.5	○—		
AI4.6	○—/35.7	-7.01	Rel.vlhkost přívod	AI11.6	○—	AO4.6	○—		
AI4.7	○—/36.9	-11.13	Tepota prostor	AI11.7	○—	AO4.7	○—		
AI4.8	○—/37.9	-12.3.13	Tepota prostor	AI11.8	○—	AO4.8	○—		
AI5.1	○—/38.9	-12.5.13	Tepota prostor	AI12.1	○—	AO5.1	○—		
AI5.2	○—/39.9	-12.6.13	Tepota prostor	AI12.2	○—	AO5.2	○—		
AI5.3	○—			AI12.3	○—	AO5.3	○—		
AI5.4	○—			AI12.4	○—	AO5.4	○—		
AI5.5	○—			AI12.5	○—	AO5.5	○—		
AI5.6	○—			AI12.6	○—	AO5.6	○—		
AI5.7	○—			AI12.7	○—	AO5.7	○—		
AI5.8	○—			AI12.8	○—	AO5.8	○—		
AI6.1	○—					AO6.1	○—		
AI6.2	○—					AO6.2	○—		
AI6.3	○—					AO6.3	○—		
AI6.4	○—					AO6.4	○—		
AI6.5	○—					AO6.5	○—		
AI6.6	○—					AO6.6	○—		
AI6.7	○—					AO6.7	○—		
AI6.8	○—					AO6.8	○—		
AI7.1	○—								
AI7.2	○—								
AI7.3	○—								
AI7.4	○—								
AI7.5	○—								
AI7.6	○—								
AI7.7	○—								
AI7.8	○—								

			Datum	17.05.2023	Praha Bubny Památník ticha		Regulační schémata	=		=	RS
			Zprac..	KROIS				=	6557	+	MR2.2
			Zkontr.					Přehled I/O Rozvaděč MR2.2	=	Pro: DELTAPLAN spol. s r.o.	Stránka 40
Změna	Datum	Název									Stránek 41

0		1		2		3		4		5		6		7		8		9	
Osazení digitálních vstupů										Osazení digitálních výstupů									
A1_DI										A1_DO									
DI1.1				/33.1		-3.08		Filtr přívod max. 200Pa		DI5.1									
DI1.2				/33.2		-ZZT3		Porucha rekuperátoru		DI5.2									
DI1.3				/33.3		-M3.1		Porucha		DI5.3									
DI1.4				/33.3		-M3.2		Porucha		DI5.4									
DI1.5				/33.4		-M3.3		Chod		DI5.5									
DI1.6				/33.5		-M3.3a		Chod		DI5.6									
DI1.7				/33.5		-3.02		Zámraza		DI5.7									
DI1.8				/33.6		-HUM3a		Servis		DI5.8									
DI1.9				/33.6		-HUM3a		Chod		DI5.9									
DI1.10				/33.6		-HUM3a		Porucha		DI5.10									
DI1.11				/33.7		-3.09		Filtr odtah max. ?Pa		DI5.11									
DI1.12				/33.7		-3.24		Vlhkost max.		DI5.12									
DI1.13				/33.8		-3.21		Požární klapka		DI5.13									
DI1.14				/33.8		-3.20		Požární klapka		DI5.14									
DI1.15				/34.1		-5.08		Filtr přívod max. 200Pa		DI5.15									
DI1.16				/34.2		-ZZT5		Porucha rekuperátoru		DI5.16									
DI2.1				/34.3		-M5.2		Porucha		DI6.1									
DI2.2				/34.3		-M5.1		Porucha		DI6.2									
DI2.3				/34.4		-M5.3		Chod		DI6.3									
DI2.4				/34.5		-M5.3a		Chod		DI6.4									
DI2.5				/34.5		-5.02		Zámraza		DI6.5									
DI2.6				/34.6		-HUM5a		Servis		DI6.6									
DI2.7				/34.6		-HUM5a		Chod		DI6.7									
DI2.8				/34.6		-HUM5a		Porucha		DI6.8									
DI2.9				/34.7		-5.24		Vlhkost max.		DI6.9									
DI2.10				/34.7		-5.09		Filtr odtah max. ?Pa		DI6.10									
DI2.11				/34.8		-5.20		Požární klapka		DI6.11									
DI2.12				/34.8		-5.22		Požární klapka		DI6.12									
DI2.13				/34.8		-5.21		Požární klapka		DI6.13									
DI2.14				/35.1		-7.08		Filtr přívod max. 200Pa		DI6.14									
DI2.15				/35.2		-ZZT7		Porucha rekuperátoru		DI6.15									
DI2.16				/35.3		-M7.2		Porucha		DI6.16									
DI3.1				/35.3		-M7.1		Porucha		DI7.1									
DI3.2				/35.4		-M7.3		Chod		DI7.2									
DI3.3				/35.5		-M7.3a		Chod		DI7.3									
DI3.4				/35.5		-7.02		Zámraza		DI7.4									
DI3.5				/35.6		-HUM7a		Servis		DI7.5									
DI3.6				/35.6		-HUM7a		Chod		DI7.6									
DI3.7				/35.6		-HUM7a		Porucha		DI7.7									
DI3.8				/35.7		-7.24		Vlhkost max.		DI7.8									
DI3.9				/35.7		-7.09		Filtr odtah max. ?Pa		DI7.9									
DI3.10				/35.8		-7.21		Požární klapka		DI7.10									
DI3.11				/35.8		-7.23		Požární klapka		DI7.11									
DI3.12				/35.8		-7.20		Požární klapka		DI7.12									
DI3.13				/35.8		-7.22		Požární klapka		DI7.13									
DI3.14				/36.1		-11.08		Filtr přívod		DI7.14									
DI3.15				/36.5		-11.07		dp ventilátor odtah		DI7.15									
DI3.16				/36.6		-11.06		dp ventilátor přívod		DI7.16									
DI4.1				/36.8		-11.15		Zapni VZT		DI8.1									
DI4.2				/37.1		-12.3.08		Filtr přívod		DI8.2									
DI4.3				/37.5		-12.3.07		dp ventilátor odtah		DI8.3									
DI4.4				/37.6		-12.3.06		dp ventilátor přívod		DI8.4									
DI4.5				/37.8		-12.3.15		Zapni VZT		DI8.5									
DI4.6				/38.5		-12.5.07		dp ventilátor odtah		DI8.6									
DI4.7				/38.8		-12.5.15		Zapni VZT		DI8.7									
DI4.8				/39.5		-12.6.07		dp ventilátor odtah		DI8.8									
DI4.9				/39.8		-12.6.15		Zapni VZT		DI8.9									
DI4.10				/39.8		-VZT12.8		Chod		DI8.10									
DI4.11				/39.8		-VZT12.8		Porucha		DI8.11									
DI4.12										DI8.12									
DI4.13										DI8.13									
DI4.14										DI8.14									
DI4.15										DI8.14									
DI4.16										DI8.15									

			Datum	17.05.2023	Praha Bubny Památník ticha		Regulační schémata	=		=	RS		
			Zprac..	KROIS				=	6557	+	MR2.2		
			Zkontr.						Přehled I/O Rozvaděč MR2.2	=	Pro: DELTAPLAN spol. s r.o.		Stránka 41
Změna	Datum	Název											Stránek 41